



Internal Memorandum

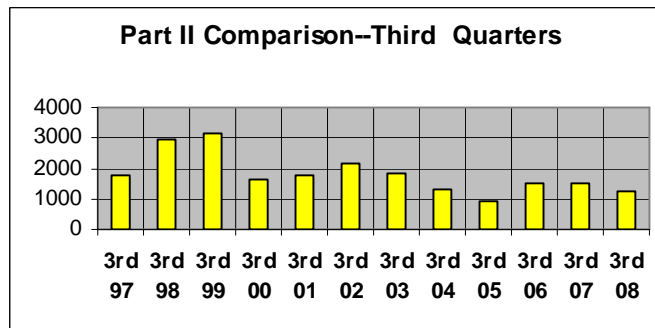
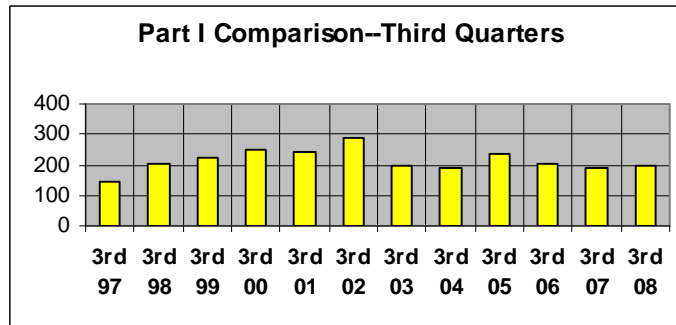
December 10, 2008

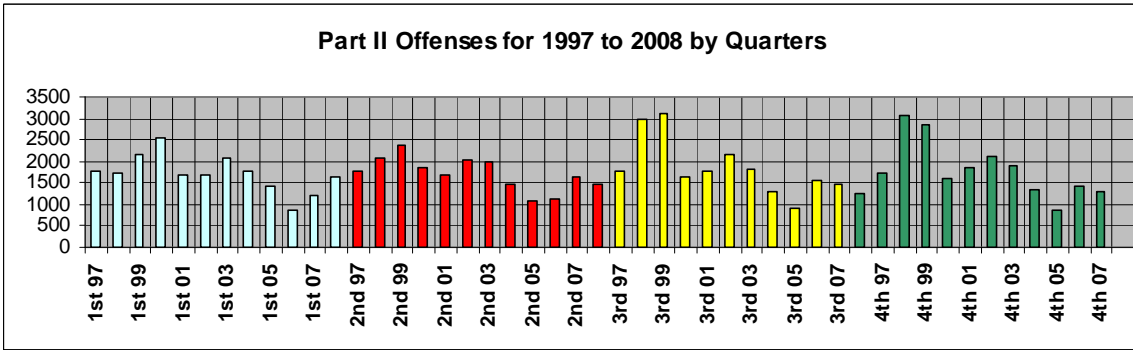
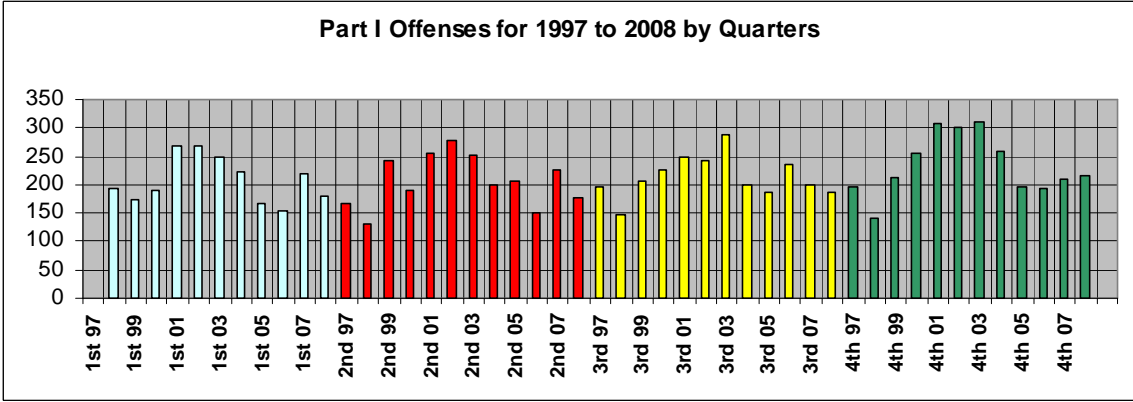
To: Chief Michael Paillou

Fr: Capt. Frank Arnoldy

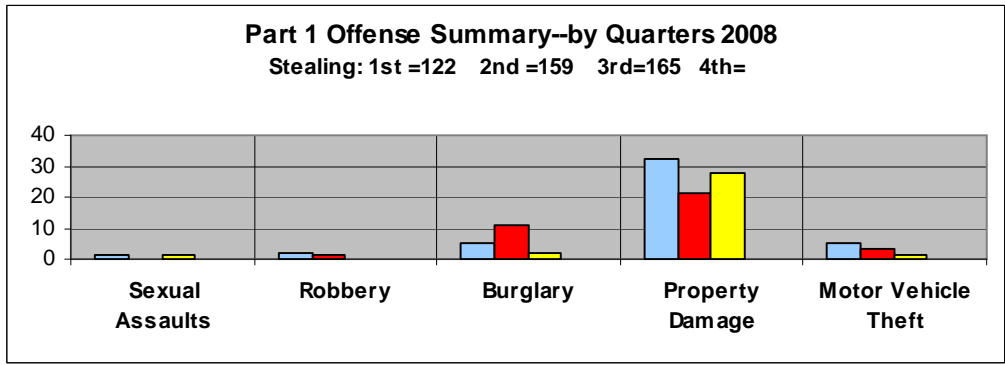
Topic: Third Quarter 2008 Public Report

Comparison of Quarters and Years:



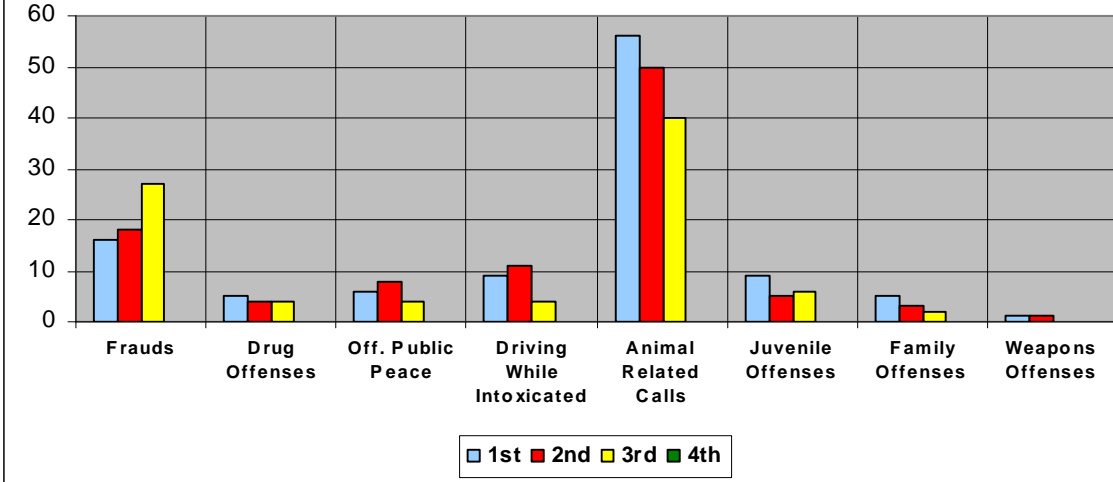


Offense Summary:

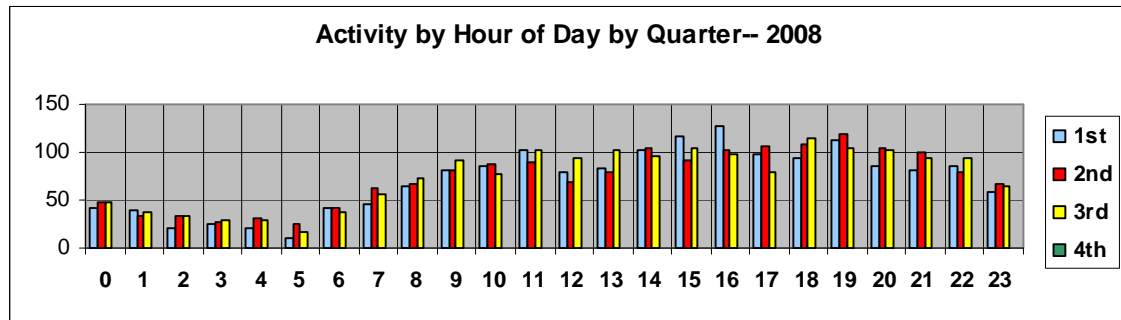
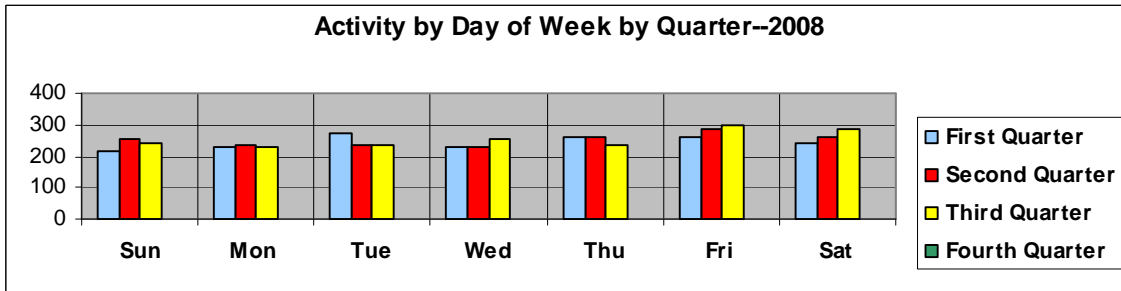


Part II Offenses and Activity--by Quarters 2008

People Related Calls: 1st=186 2nd=197 3rd=216 4th=
 Suspicious Activity: 1st=173 2nd=162 3rd=131 4th=



Activity by Day of Week and Time of Day:

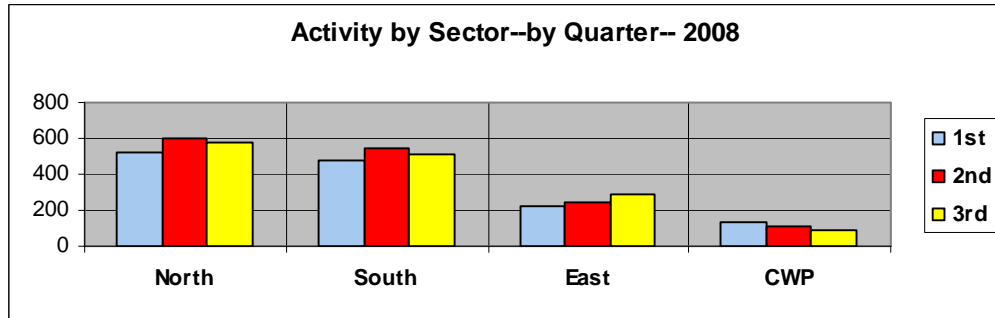
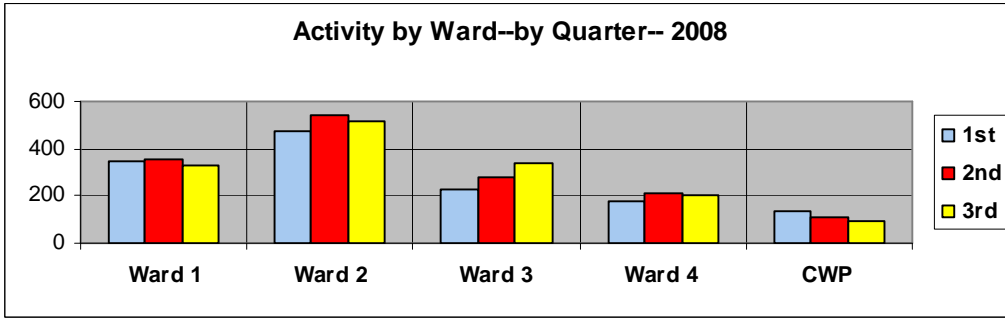




Monthly Crime / Activity Reports
2008 Third Quarter

	Ward 1	Ward 2	Ward 3	Ward 4	Plaza	Total
Murder	0	0	0	0	0	0
Rape - Sexual Assault	1	0	0	0	0	1
Robbery	0	0	0	0	0	0
Burglary	1	0	0	1	0	2
Stealing	14	73	44	5	29	165
Property Damage	8	8	7	4	1	28
Motor Vehicle Theft	0	0	0	0	1	1
SubTotal Part1	24	81	51	10	31	197
Frauds	4	17	1	3	2	27
Drug Offenses	0	2	0	2	0	4
Offenses Against Public Peace	1	1	1	1	0	4
Driving While Intoxicated	1	2	0	1	0	4
Traffic Accidents	12	35	18	4	5	74
Animal Related Calls	11	10	6	12	1	40
People Related	50	67	50	38	11	216
Juvenile Offenses	3	2	1	0	0	6
Non-Classified Suspicious Activity	34	46	29	17	5	131
Family Offenses	1	1	0	0	0	2
Miscellaneous Police Calls	135	191	146	92	29	593
Weapons Offenses	0	0	0	0	0	0
SubTotal Part2	252	374	252	170	53	1101
Total Reported Offenses	276	455	303	180	84	1298

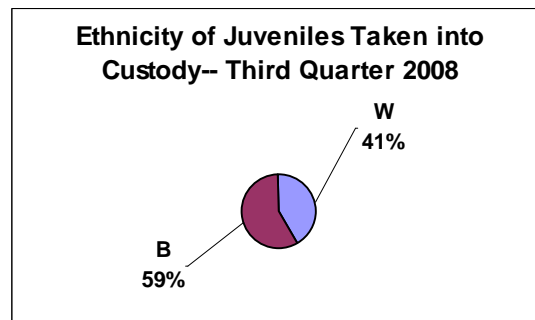
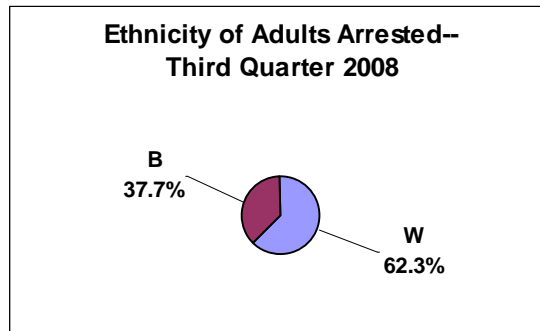
Activity by Ward and Sector:



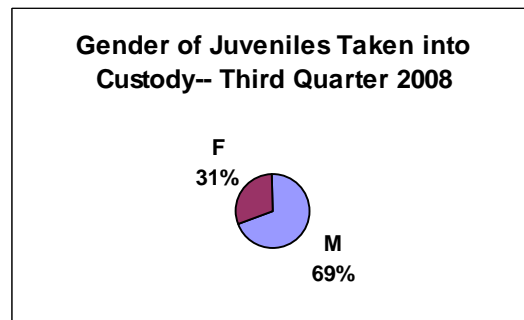
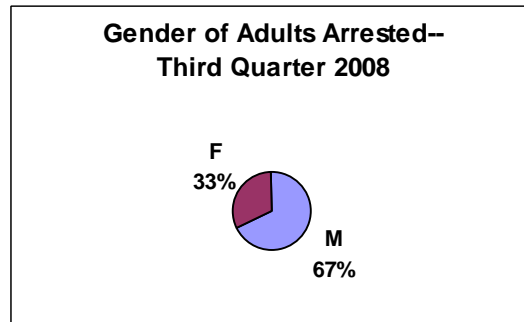
Arrest and Juvenile Data:

One hundred thirty-eight adults and twenty-nine juveniles were taken into custody in the First Quarter. Twenty-nine persons were issued summons in lieu of physical arrest.

The ethnicity of the person arrested was:



The gender of the persons taken into custody was:

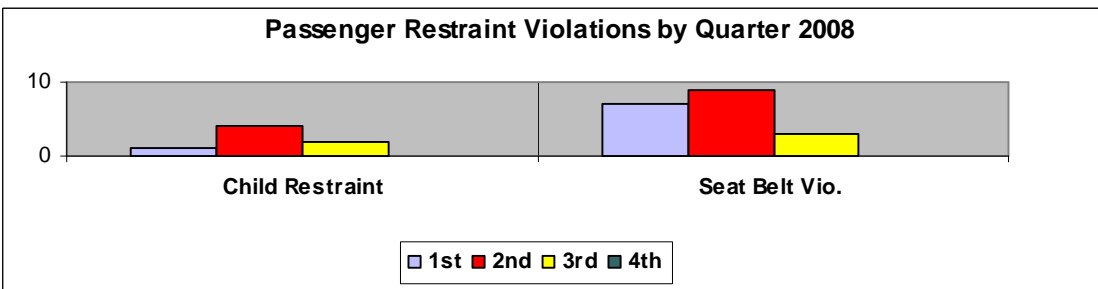
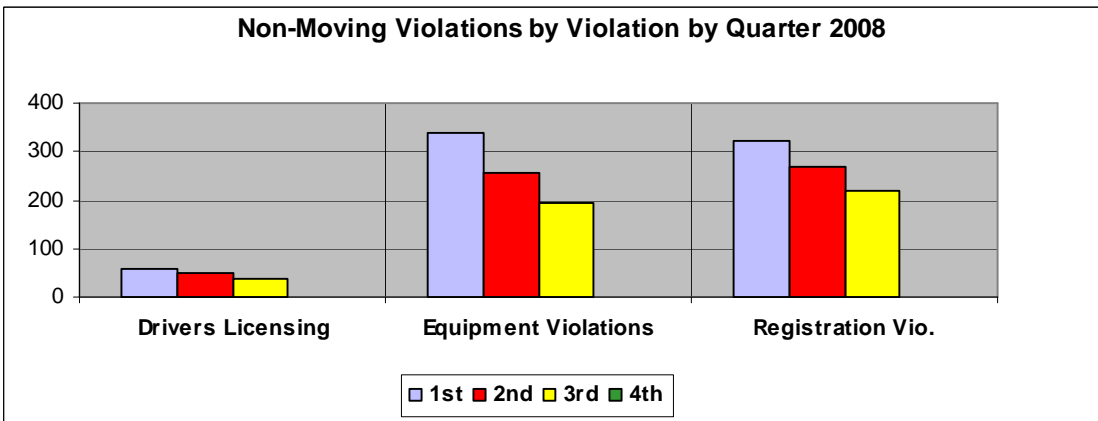
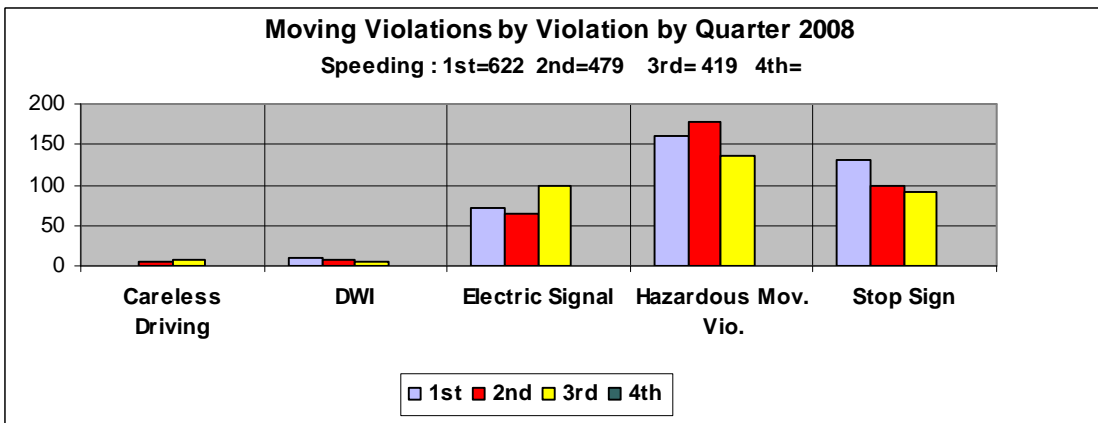
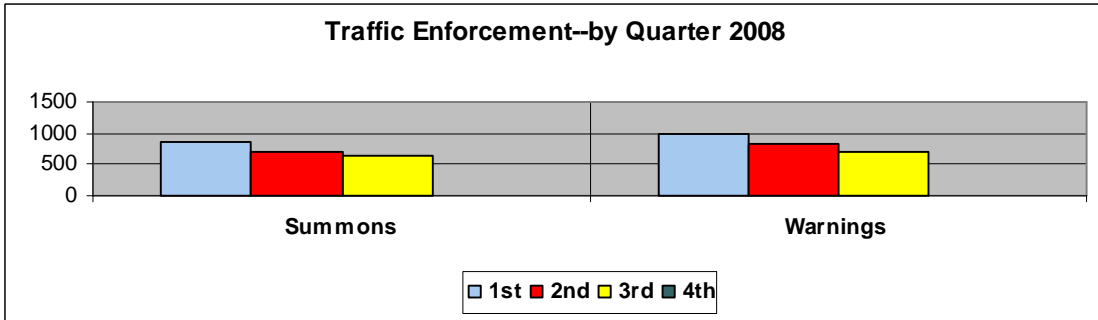


Traffic Enforcement:

Traffic Enforcement by Ward:

Third Quarter	2008					
	Ward 1	Ward 2	Ward 3	Ward 4	Plaza	
Stop Sign	33	12	28	18	0	91
Careless Driving	1	1	1	4	0	7
DWI	2	2	0	1	0	5
Electric Signal	41	44	9	5	0	99
Hazardous Moving	52	37	29	12	5	135
Speeding	79	54	143	138	5	419
Passenger Restraint	1	3	1	0	0	5
Drivers License	12	15	8	2	1	38
Equipment	67	59	54	9	3	192
Registration	69	83	48	17	3	220
Financial Responsibility	33	35	33	20	1	122
Parking	10	26	19	42	8	105
	400	371	373	268	26	1438

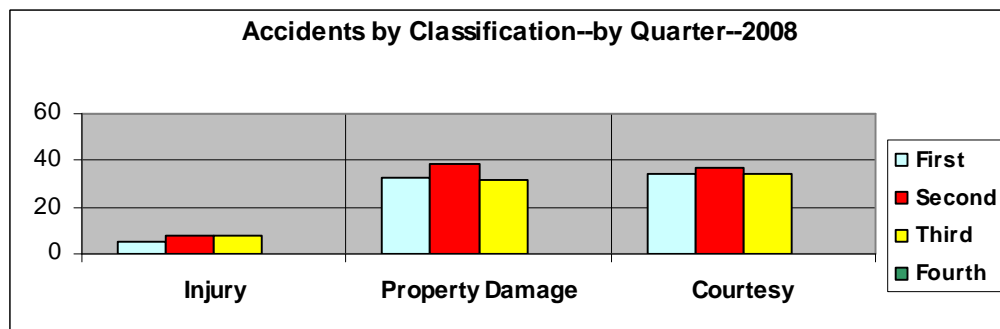
There were 1333 traffic enforcement actions taken in the Third Quarter. These actions were divided as follows:



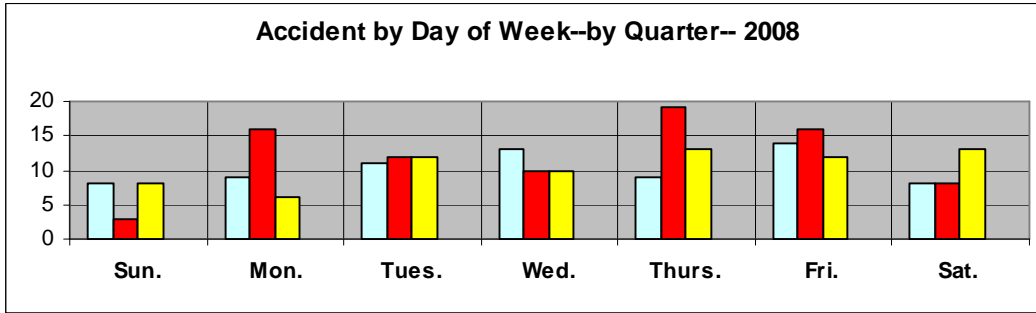
Enforcement Locations		Third Quarter 2008	
Watson	617	Hartsdale	1
CWP	12	Harwich	1
		Holmes	12
Sappington	228	Joann	1
Old Sappington	149	Leawood	1
I-44	7	Lodge	2
Big Bend	3	Lodge Pole	10
Pardee Rd	26	Manda	28
Pardee Ln.	79	Oakridge	5
Grant Rd	23	Pine Spray	1
East Watson	5	Rayburn	10
Garber	12	Red Oak	1
Liggett	13	Ridgewood	2
		Rusdon	1
Briarton	3	Samoa	1
Brookview	4	Sanders	2
Cassia	2	Sky Crest	3
Cherry Brook	1	Spellman	1
Craigwood	3	Sturdy	1
Crest Oak	3	Sunray	2
Curwood	1	Trelane	2
Eddie & Park	1	Twin Spruce	1
Elmont	2	Twincrest	4
Fox Creek	1	Vauk	2
Glenfield	4	Whitecliff	31
Glenwood	7	Yorkshire Estates	1

Traffic Accidents:

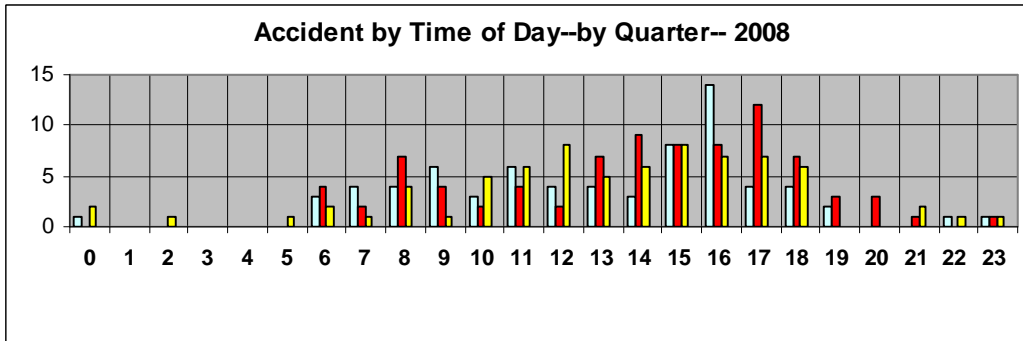
In the Third Quarter, there were 74 traffic accidents. These accidents were of the following classifications:



Accidents occurred on the following days of the week:



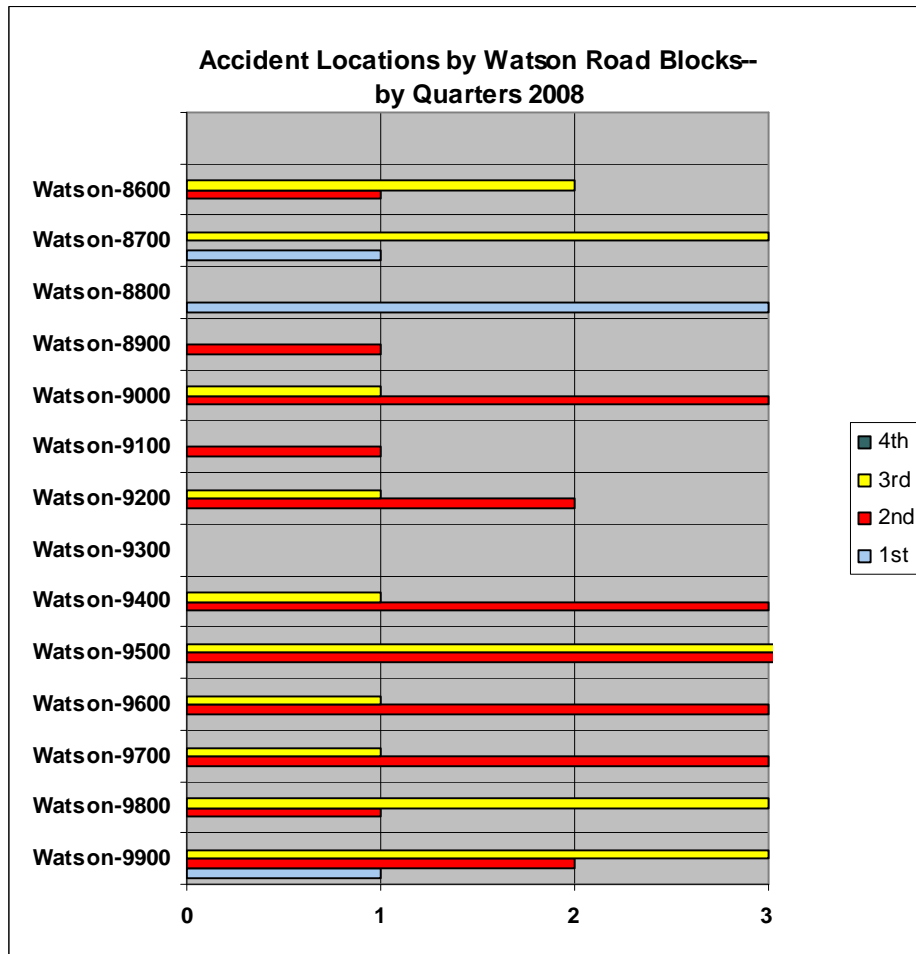
Accidents occurred during the following hours of the day:



Accidents occurred on the following streets in the Third Quarter:

Accident Locations	Third Quarter 2008	
	Count	Location
Watson	29	Apex
CWP	5	Cherry Brook
		Ft. Henry
		Glenwood
Sappington	6	Grantwood Trails Ct.
Old Sappington	0	Grovena
I-44	4	Raycrest
I-44 Ramp	5	Signature
Big Bend	3	Sky Crest
Pardee Rd.	7	Villa Crest
Pardee Ln.	0	Whitecliff
Grant Rd.	1	Woodbine
East Watson	0	
Garber	0	
Liggett	0	

Accidents occurred in the following blocks of Watson Road:



Accident Causes:

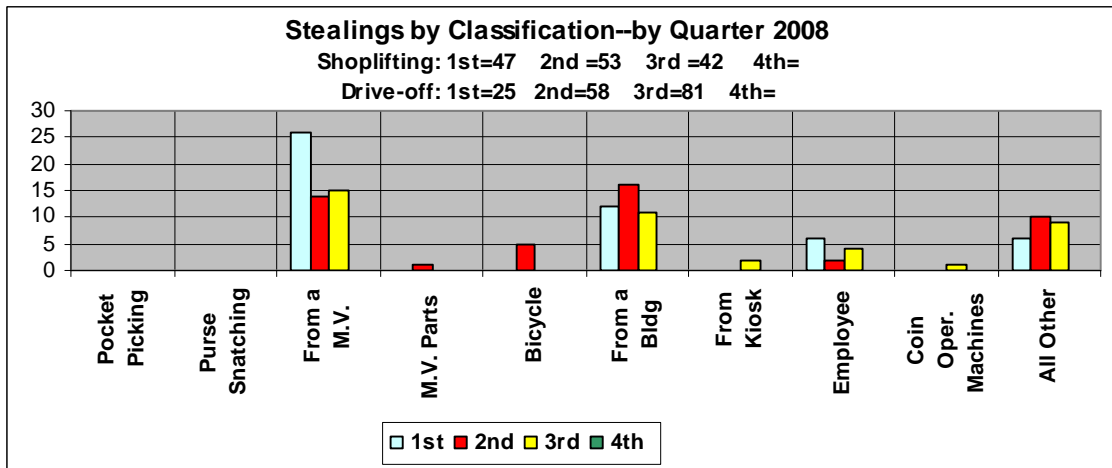
Accident Causes:	Third Quarter 2008
Speed-Exc. Limit	1
Too Fast for Conditions	6
Following Too Closely	5
Improper Backing	4
Improper Turn	1
Improper Lane Usage	2
Failed to Yield	10
Alcohol	1
Inattention	8
None	2

Accidents occurred at the following intersections:

Accident Intersections	Third Quarter 2008
Watson & Rock Hill	1
Watson & Pardee Lane	1
Watson & Watson Industrial	1
Watson & Center Plaza Exit	1
Watson & Old Sappington	1
Watson & Glenwood	2
Watson & Sturdy	1
Sappington & Big Bend	1
Sappington & Reco	1
Sappington & Twincrest	1
Sappington & Watson	1
Sappington & Craigwood	1
Pardee & Grant	1
Pardee & Grants Farm Tr	1
Pardee & Garber	1
Ft. Henry & Grant Park	1
Glenwood & Watson	1
Grant & Watson	1
Signature & Lodge Pole	1
Woodbine & Trelane	1

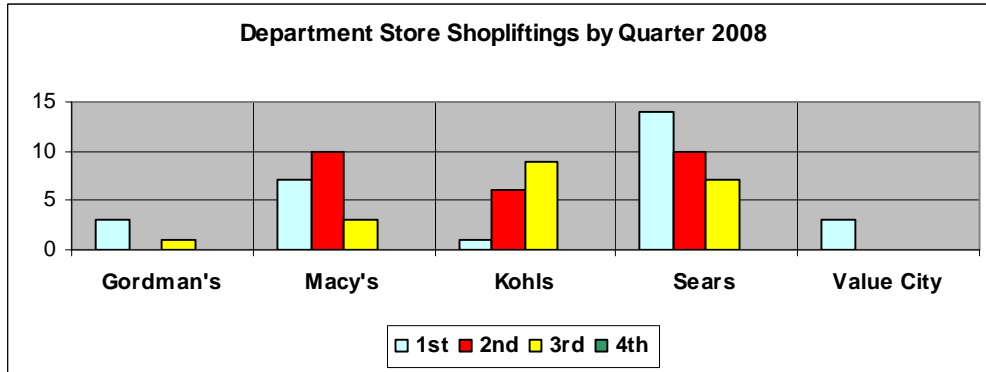
Stealings:

There were 165 stealings in the First Quarter. These stealings were of the following classifications:



Shopliftings:

There were 42 shopliftings reported in the First Quarter. This was 25% of the stealings. Shopliftings occurred at the following stores:



Forty-eight percent of the shopliftings occurred at the Department Stores. The remaining 53% occurred at the following stores:

Shoplifting Locations		Third Quarter 2008	
All Precious	5	Pacific Sunwear	1
Circle K Shell	2	Sam's Club	1
E.J. Designer Shoes	5	Schnucks	1
Foot Locker	1	Shop n Save	2
Kay Jewelers	1	Sprint	1
Lids	1	The Gap	1
Man Alive	1	Victoria's Secret	1

Communications:

In the Third Quarter, Communications handled 12184 telephone contacts and 1249 9-1-1 calls. This is a daily average of 132 telephone calls and fourteen 9-1-1 calls.

