



**Internal Memorandum**

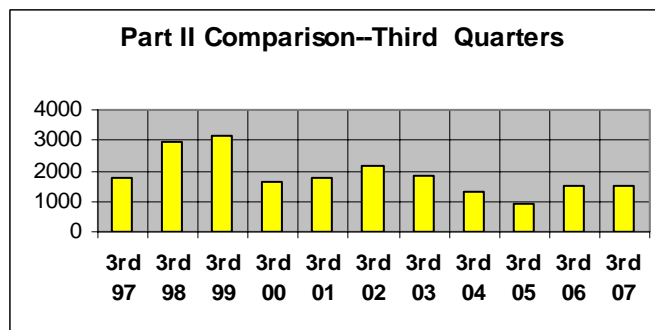
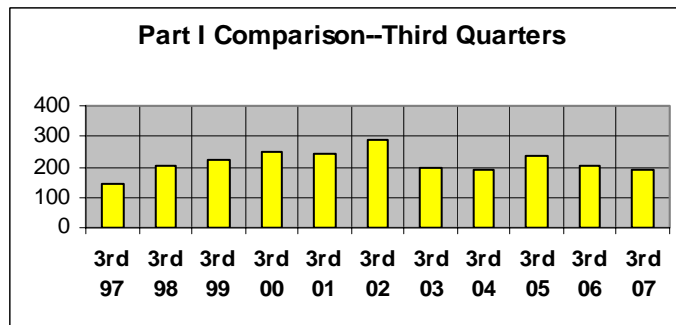
**December 26, 2007**

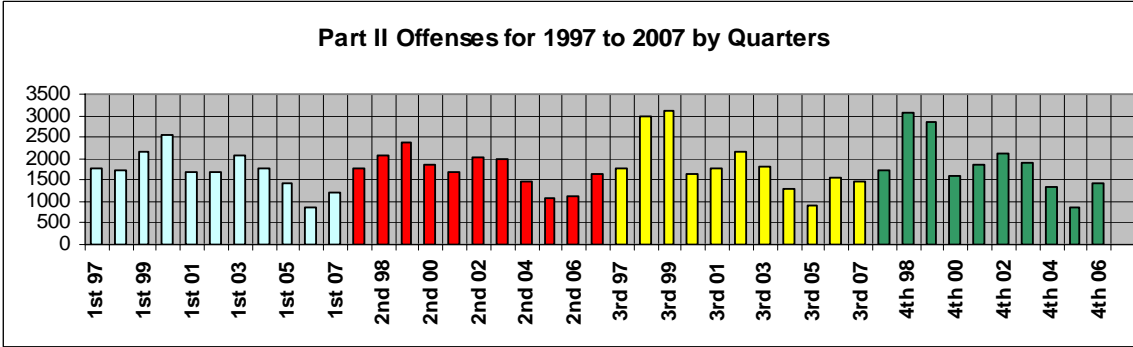
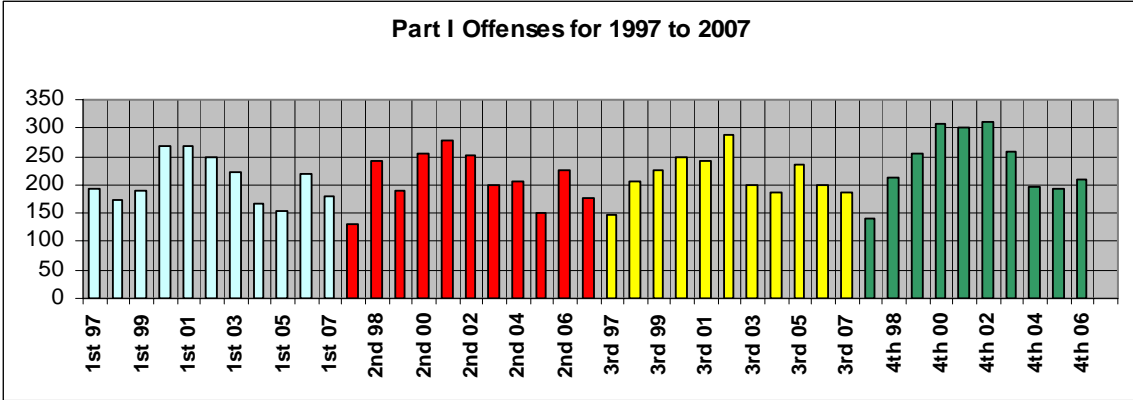
To: Chief Michael Paillou

Fr: Capt. Frank Arnoldy

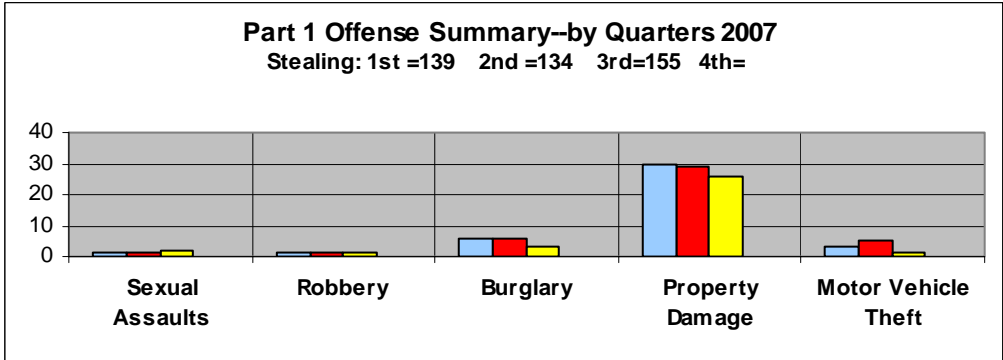
Topic: Third Quarter 2007 Public Report

Comparison of Quarters and Years:

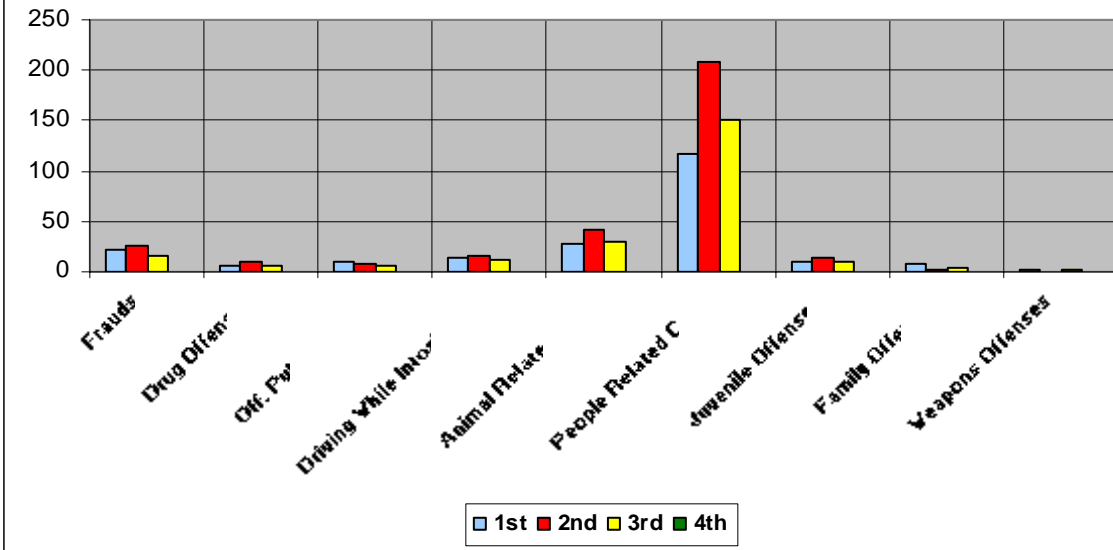




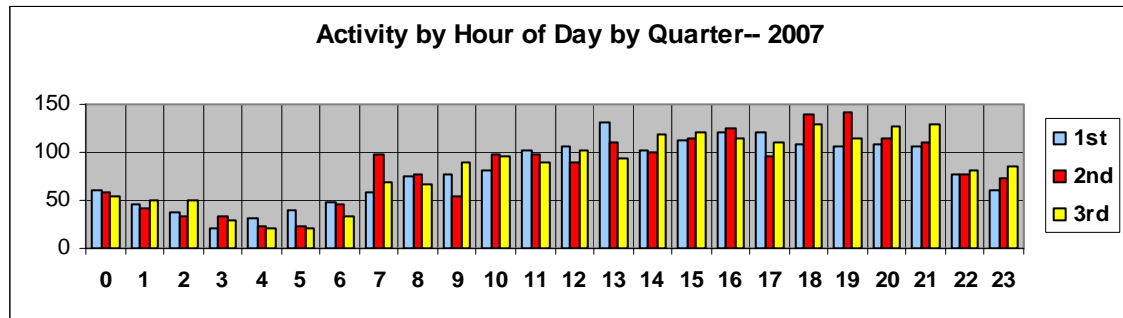
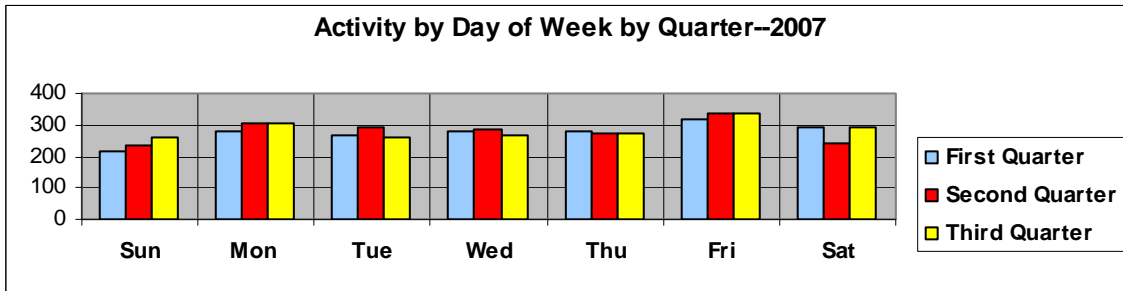
**Offense Summary:**



**Part II Offenses and Activity--by Quarters 2007**  
 Suspicious Activity: 1st=168 2nd=188 3rd=222 4th=



**Activity by Day of Week and Time of Day:**

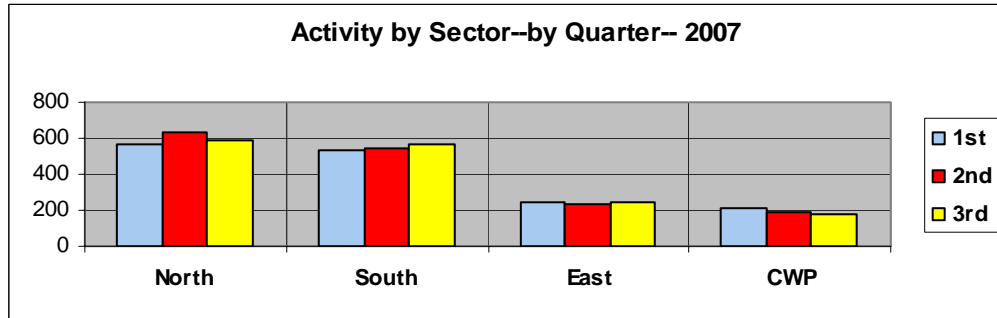
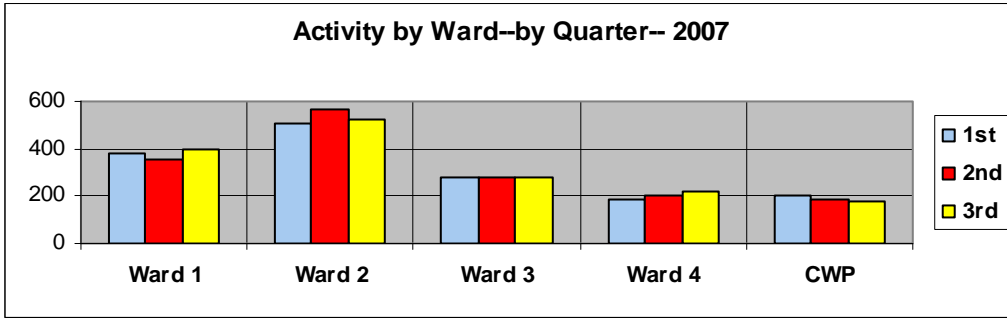




**Monthly Crime / Activity Reports**  
**2007 Third Quarter**

	Ward 1	Ward 2	Ward 3	Ward 4	Plaza	Total
<b>Murder</b>	0	0	0	0	0	0
<b>Rape - Sexual Assault</b>	1	1	0	0	0	2
<b>Robbery</b>	0	0	1	0	0	1
<b>Burglary</b>	2	1	0	0	0	3
<b>Stealing</b>	31	66	21	6	31	155
<b>Property Damage</b>	5	5	9	5	2	26
<b>Motor Vehicle Theft</b>	0	1	0	0	0	1
<b>SubTotal Part1</b>	39	74	31	11	33	188
<b>Frauds</b>	6	8	3	0	4	21
<b>Drug Offenses</b>	1	0	3	2	0	6
<b>Offenses Against Public Peace</b>	1	0	3	0	4	8
<b>Driving While Intoxicated</b>	6	5	2	1	0	14
<b>Traffic Accidents</b>	21	31	12	2	11	77
<b>Animal Related Calls</b>	13	8	4	10	2	37
<b>People Related</b>	50	66	36	29	16	197
<b>Juvenile Offenses</b>	2	2	1	4	0	9
<b>Non-Classified Suspicious Activity</b>	51	68	42	38	23	222
<b>Family Offenses</b>	1	2	0	0	0	3
<b>Miscellaneous Police Calls</b>	163	207	117	103	69	659
<b>Weapons Offenses</b>	0	1	0	0	0	1
<b>SubTotal Part2</b>	315	398	223	189	129	1254
<b>Total Reported Offenses</b>	354	472	254	200	162	1442

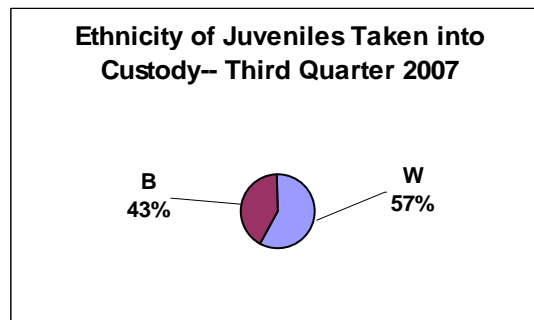
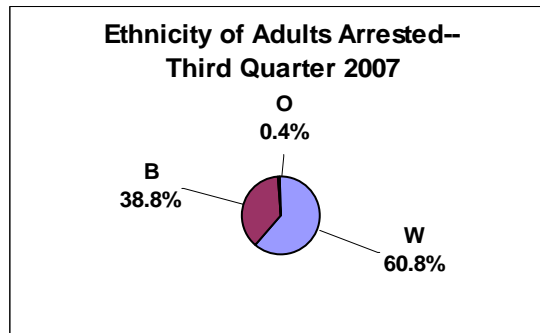
**Activity by Ward and Sector:**



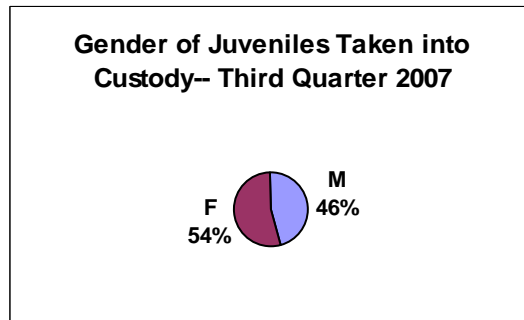
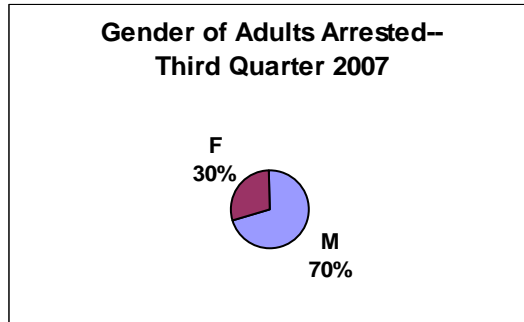
**Arrest and Juvenile Data:**

Two hundred thirty-seven adults and thirty-five juveniles were taken into custody in the Third Quarter. Forty-seven persons were issued summons in lieu of physical arrest.

The ethnicity of the person arrested was:



The gender of the persons taken into custody was:

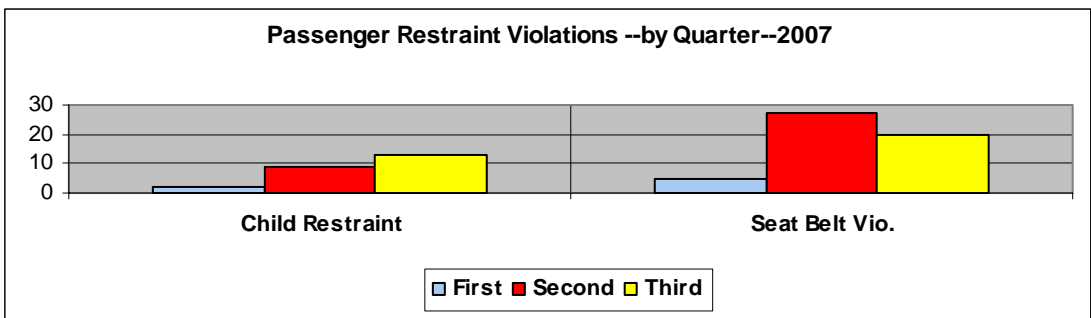
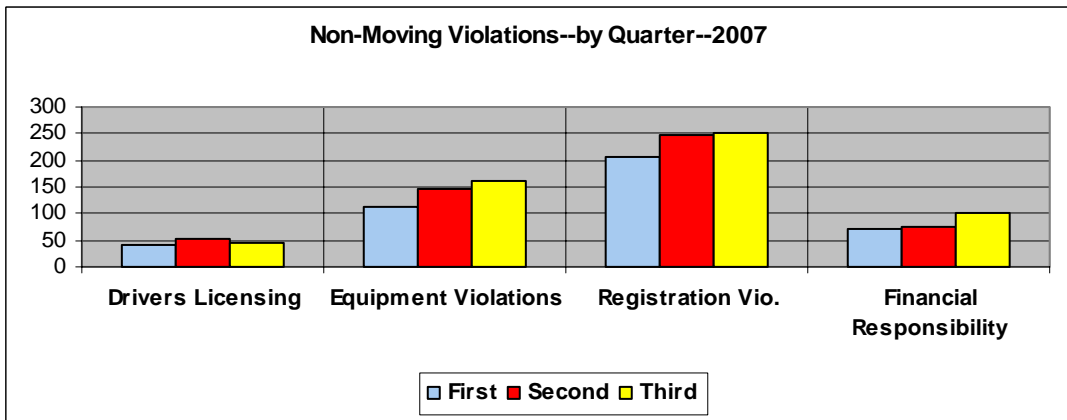
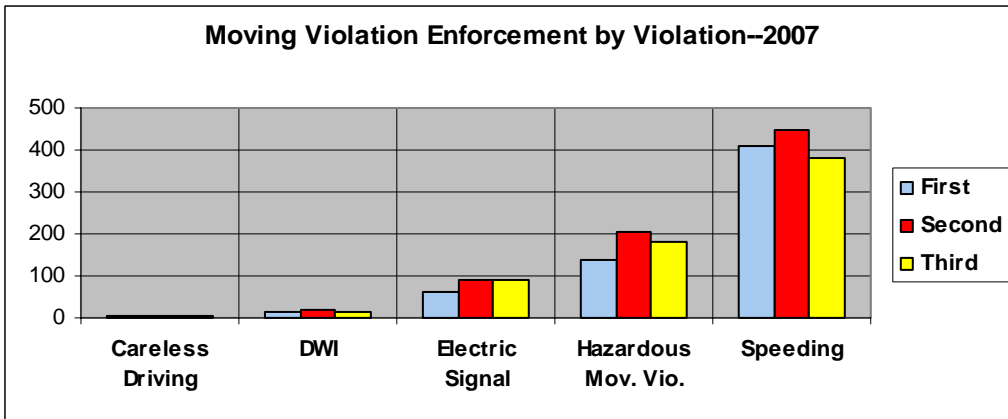
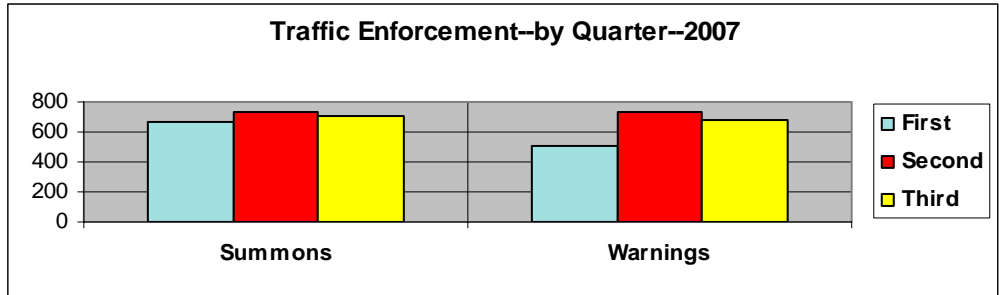


**Traffic Enforcement:**

**Traffic Enforcement by Ward:**

Third Quarter	2007					
	Ward 1	Ward 2	Ward 3	Ward 4	Plaza	
Stop Sign	41	10	56	8	2	117
Careless Driving	2	0	1	2	0	5
DWI	6	5	3	1	0	15
Electric Signal	32	32	19	7	0	90
Hazardous Moving	64	68	26	13	10	181
Speeding	55	71	105	144	6	381
Passenger Restraint	14	8	8	0	3	33
Drivers License	19	16	8	2	1	46
Equipment	59	61	28	10	4	162
Registration	88	82	54	15	9	248
Financial Responsibility	27	28	16	17	23	111
Parking	25	28	16	17	23	109
	432	409	340	236	81	1498

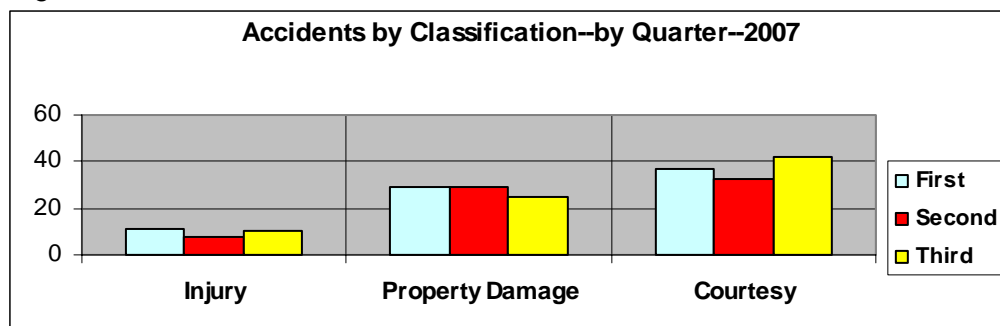
There were 1389 traffic enforcement actions taken in the Third Quarter. These actions were divided as follows:



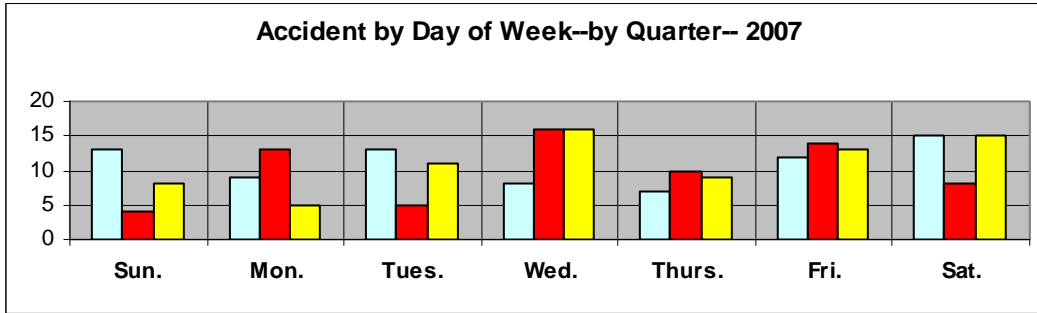
Enforcement Locations		Third Quarter 2007	
Watson	687	Lawndale	1
CWP	26	Lodge Pole	4
		Manda	9
Sappington	312	Marsan	2
Old Sappington	72	Missy	1
I-44	1	Oakridge	1
Big Bend	2	Park Crestwood	2
Pardee Rd	45	Pine Spray	3
Pardee Ln.	41	Pinellas	1
Grant Rd	14	Queenston	1
East Watson	13	Rayburn	21
Garber	7	Red Oak	3
Liggett	15	Ridgewood	5
		Rock Hill	2
Arban	2	Royal Arms	4
Briarton	1	Rusdon	3
Brookview	3	Sanders	1
Camera	2	Spellman	1
Craigwood	1	Starling	1
Crest Oak	18	Sturdy	2
Elmont	1	Sunray	9
Fox Park	1	Tahiti	3
Gallop	5	Tea Rose	1
Glenwood	5	Trelane	1
Grant Farm Trail	1	Twincrest	5
Harwich	2	Westglen	1
Holmes	3	Whitecliff	2
Hutchins	3	Woodbine	2
		Yorkshire Estates	2

**Traffic Accidents:**

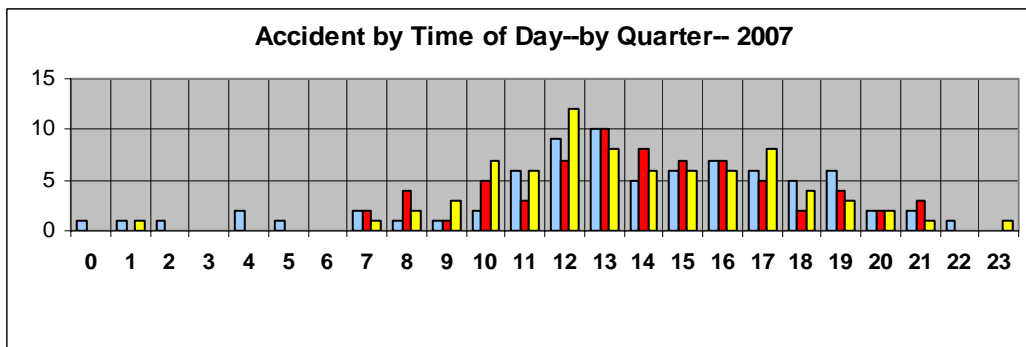
In the Third Quarter, there were 77 traffic accidents. These accidents were of the following classifications:



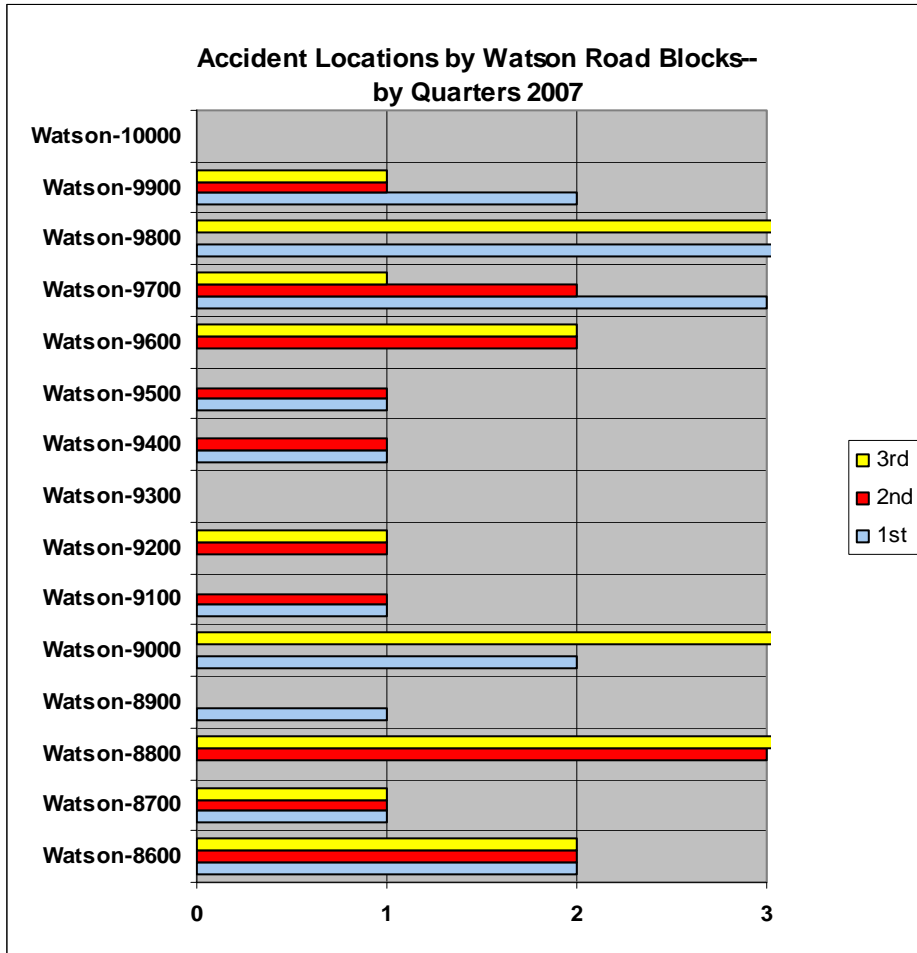
Accidents occurred on the following days of the week:



Accidents occurred during the following hours of the day:



Accidents occurred in the following blocks of Watson Road:



Accidents occurred on the following streets in the Third Quarter:

<b>Accident Locations</b>	<b>Third Quarter 2007</b>
<b>Watson</b>	33
<b>CWP</b>	11
<b>Sappington</b>	5
<b>Old Sappington</b>	0
<b>I-44</b>	2
<b>I-44 Ramp</b>	3
<b>Big Bend</b>	7
<b>Pardee Rd.</b>	1
<b>Pardee Ln.</b>	0
<b>Grant Rd.</b>	1
<b>East Watson</b>	0
<b>Garber</b>	0
<b>Liggett</b>	2
<b>Diversey</b>	1
<b>General Grant</b>	1
<b>Glenwood</b>	1
<b>Hawkins</b>	1
<b>Meadowfern</b>	1
<b>Park Crestwood</b>	1
<b>Pine Spray</b>	1
<b>Pinellas</b>	1
<b>Tahiti</b>	1
<b>Watson Plaza</b>	2
<b>Whitecliff</b>	1

Accidents occurred at the following intersections:

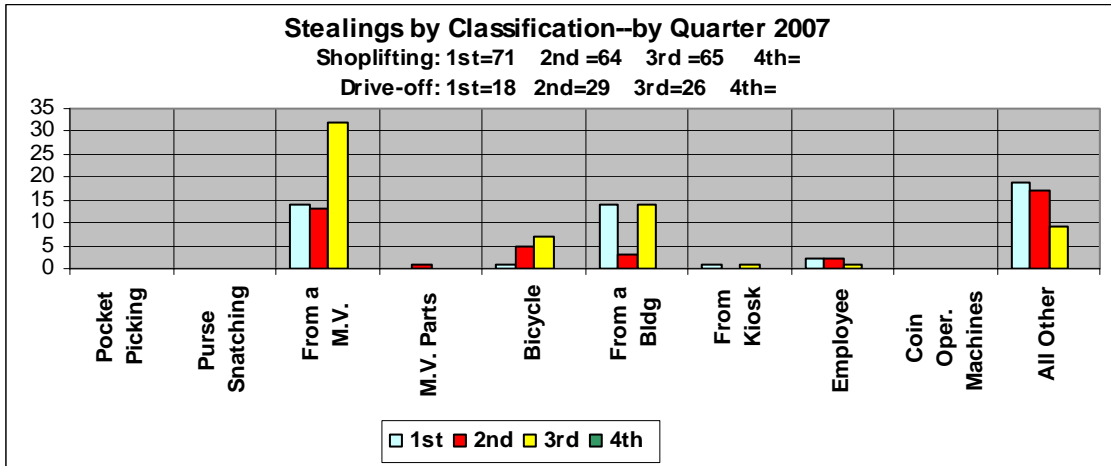
<b>Accident Intersections</b>	<b>Third Quarter 2007</b>
<b>Watson &amp; Sappington</b>	4
<b>Watson &amp; Old Sappington</b>	1
<b>Watson &amp; Park Crestwood</b>	1
<b>Watson &amp; Watson Industrial</b>	1
<b>Watson &amp; Brookview</b>	1
<b>Watson &amp; Pardee Lane</b>	3
<b>Pardee &amp; Grants Trail</b>	1
<b>General Grant &amp; Capt. Conn</b>	1
<b>Glenwood &amp; Watson</b>	1
<b>Pine Spray &amp; Sappington</b>	1

**Accident Causes:**

Accident Causes	Third Quarter 2007
Vehicle Defects	1
Speed-Exc. Limit	2
Too Fast for Conditions	4
Elec. Signal	1
Stop Sign	1
Following Too Closely	3
Improper Backing	5
Improper Turn	2
Improper Start from Park	1
Failed to Yield	3
Alcohol	1
Inattention	9
None	2

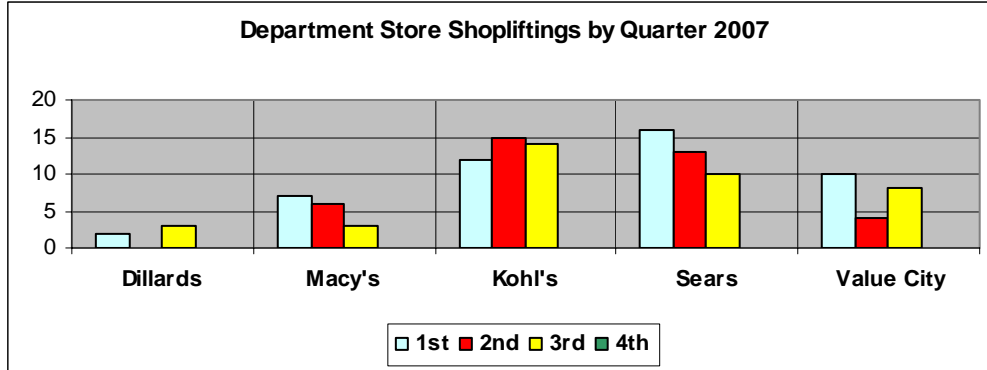
**Stealings:**

There were 155 stealings in the Third Quarter. These stealings were of the following classifications:



**Shopliftings:**

There were 65 shopliftings reported in the Third Quarter. This was 42% of the stealings. Shopliftings occurred at the following stores:

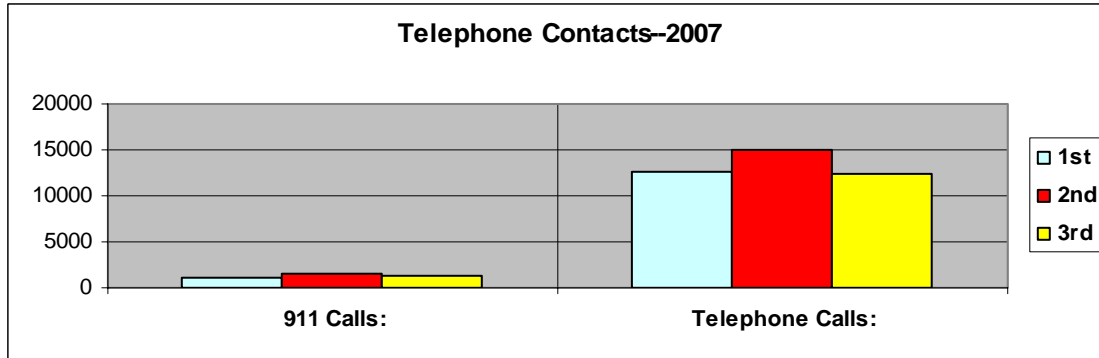


Fifty-eight percent of the shopliftings occurred at the Department Stores. The remaining 42% occurred at the following stores:

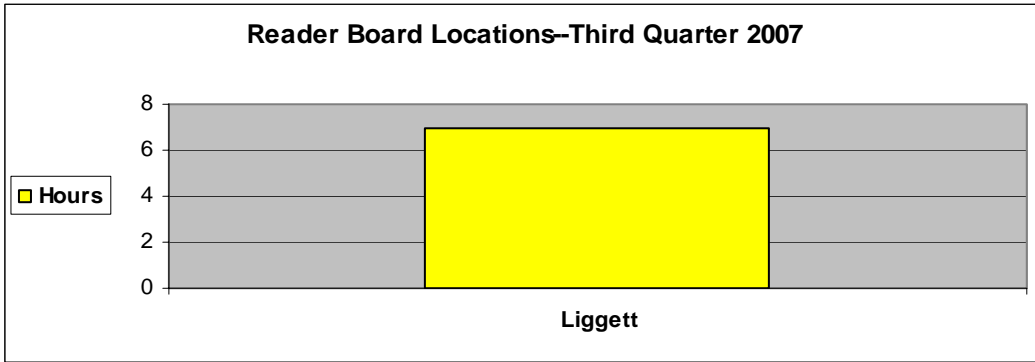
Shoplifting Locations	Third Quarter 2007
Best Buy	2
Disney	1
Famous Footwear	1
Gordman's	6
Guitar Center	2
Icing's	1
Limited	1
Limited Too	1
Mobil On the Run	2
Schnucks	7
Shop n Save	3

**Communications:**

In the Third Quarter, Communications handled 12,423 telephone contacts and 1250 9-1-1 calls. This is a daily average of 135 telephone calls and fourteen 9-1-1 calls.



**Reader Board Locations and Hours:**



12-18-2007