



Internal Memorandum

02-23-2009

To: Chief Michael Paillou

Fr: Deputy Chief Frank Arnoldy

Topic: January 2009 Public Report


This is the report of the activity of the Crestwood Police Department for the month of January 2009. In January 2009, there were 45 Part I offenses and 335 Part II offenses for a total of 380. This compares with 63 Part I offenses and 611 Part II offenses for a total of 674 in January 2008. The main difference was in the number of traffic stops, stealings, property damages, stolen vehicles, frauds, accidents and suspicious activity.

There was one assault in January 2009 and it involved domestic violence.

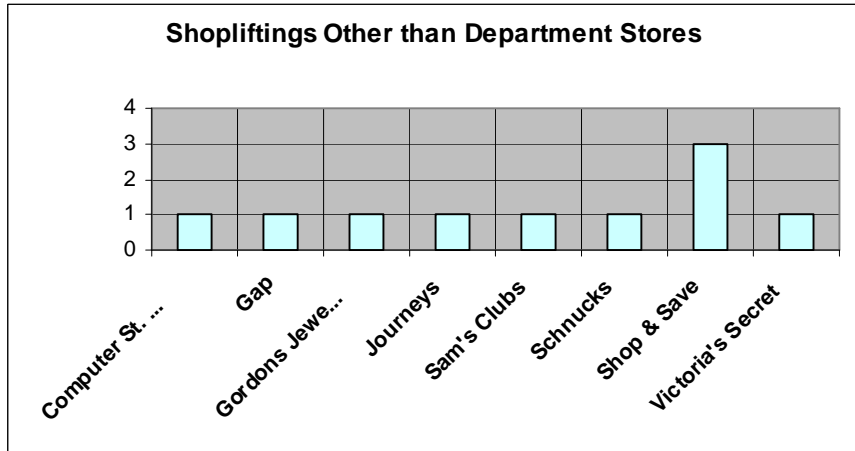
There was one burglary reported in January. On 01-07-2009, a burglary was reported at a residence on Burnt Oak. There was no forced entry to the residence and nothing was taken.

Stealing offenses numbered 37 in January 2009.

Stealings were of the following classifications in January 2009:

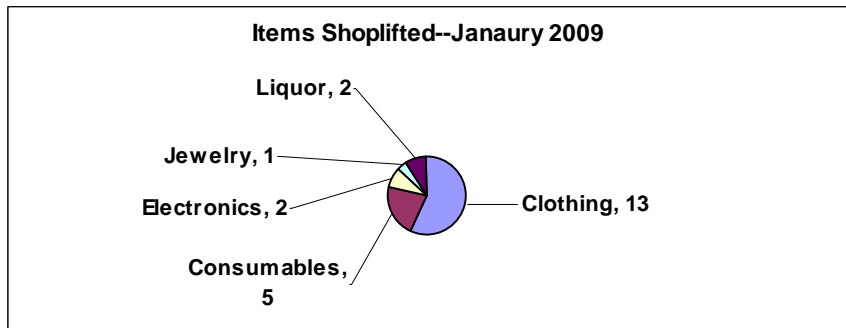


Shopliftings accounted for 23 of the 37 stealings in January 2009 or 62%. The shopliftings occurred at the following stores in January 2009:

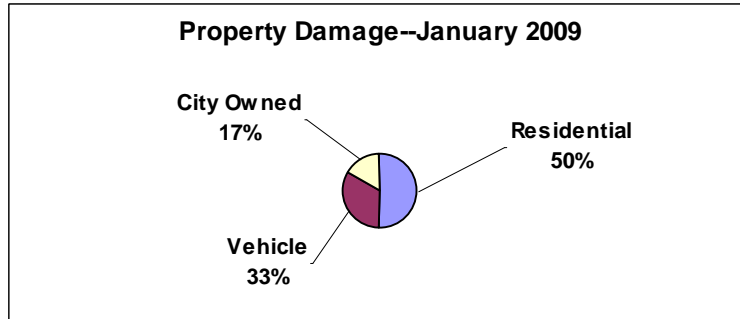


Of the shopliftings, 65% were cleared by arrest and adults accounted for 67% and juveniles accounted for 33% of the clearances.

The items shoplifted were found to be:



There were six property damages in January 2009 and they were of the following classifications:



The City Owned property damage was graffiti on exterior of the restrooms in Crestwood Park.

There was one stolen vehicles in January 2009. On 01-13-2009, a silver 2001 Chrysler Sebring was stolen from on Royal Arms Court. The vehicle was later recovered in St. Louis City.

Part I offenses numbered 45 in January 2009.

Part II:

In January 2009, there were four frauds, one credit card fraud, one passing bad check and two other type frauds, one drug offenses that involved marijuana and two offenses against public peace that included an annoying telephone calls and a harassment. The one juvenile offense was a runaway and the one family offense was an ex-parte order violation. There were 21 traffic accidents, one DWI case, and 84 people related incidents including 82 medical emergencies, one sudden death and one missing person. There were 28 suspicious activity calls and 168 miscellaneous police service calls.

Part II offenses totaled 380 in January 2009.



Monthly Crime / Activity Reports
2009 January

	Ward 1	Ward 2	Ward 3	Ward 4	Plaza	Total
Murder	0	0	0	0	0	0
Rape - Sexual Assault	0	0	0	0	0	0
Robbery	0	0	0	0	0	0
Burglary	0	0	1	0	0	1
Stealing	5	13	1	1	17	37
Property Damage	1	3	1	1	0	6
Motor Vehicle Theft	0	0	1	0	0	1
SubTotal Part1	6	16	4	2	17	45
Frauds	2	1	1	0	0	4
Drug Offenses	1	0	0	0	0	1
Offenses Against Public Peace	1	1	0	0	0	2
Driving While Intoxicated	1	0	0	0	0	1
Traffic Accidents	4	10	3	2	2	21
Animal Related Calls	3	2	3	3	0	11
People Related	19	25	17	17	6	84
Juvenile Offenses	1	0	0	0	0	1
Non-Classified Suspicious Activity	11	9	1	4	3	28
Family Offenses	1	0	0	0	0	1
Miscellaneous Police Calls	36	59	27	23	23	168
Weapons Offenses	0	0	0	0	0	0
SubTotal Part2	80	107	52	49	34	322
Total Reported Offenses	86	123	56	51	51	367

In January 2009 in Ward One, stealings numbered five with three at addresses on Watson Road and two in the neighborhoods. There was one property damage, in the neighborhoods. There were two frauds, one drug offenses, one offense against public peace, one juvenile related and one family offense. There was one DWI and four traffic accidents, nineteen people related calls and three animal related calls. Suspicious activity calls numbered eleven and occurred on ten different streets and there were 36 miscellaneous police service calls.

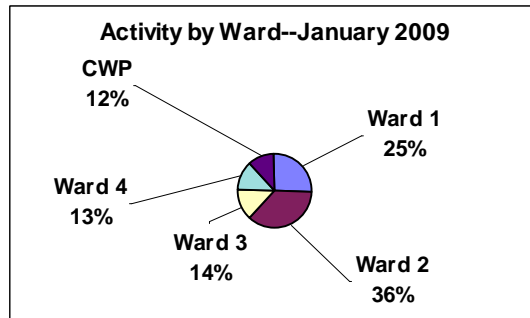
In Ward Two in January 2009, stealings numbered thirteen with twelve at addresses on Watson Road, Watson Plaza and Big Bend and one in the neighborhoods. Property damages numbered three, one at an address on Big Bend and two in the neighborhoods. There was one fraud and one offense against public peace. There were ten traffic accidents, 25 people related calls and two animal related calls. Suspicious activity calls numbered nine and occurred on five different streets and there were 59 calls for miscellaneous police services.

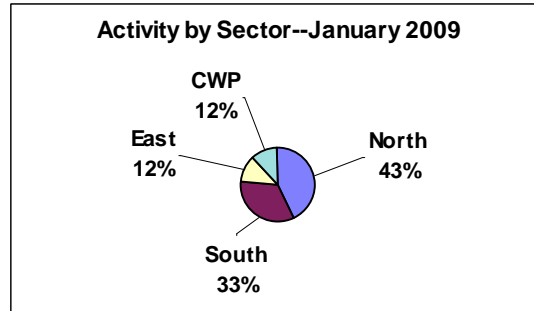
In January 2009 in Ward Three, there was one burglary reported at a residence on Burnt Oak. Stealings numbered one and it was in the neighborhoods and there was one property damage in the neighborhoods. There was one stolen vehicle from on Royal Arms Court. There was one fraud and three traffic accidents, seventeen people related calls and three animal related calls. There was one suspicious activity call and there were 27 miscellaneous police service calls.

In Ward Four in January 2009, stealings numbered one and there was one property damage in a neighborhood. There were two traffic accidents, seventeen people related calls and three animal related calls. Suspicious activity calls numbered four and occurred on four different streets and there were 23 calls for miscellaneous police services.

In Crestwood Plaza, stealings numbered seventeen with 16 shopliftings and one theft from a vehicle. There were two traffic accidents and six people related calls. Suspicious activity calls numbered three and there were 23 police service calls of a miscellaneous nature.

CAD Activity by Ward and Sector:



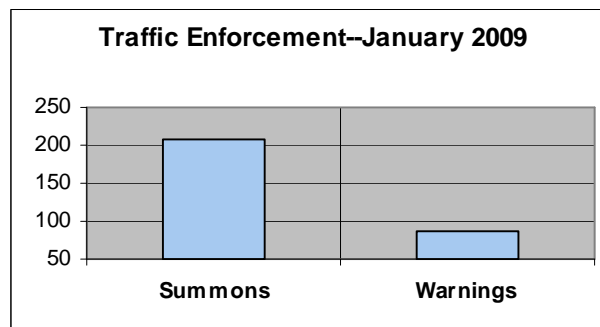


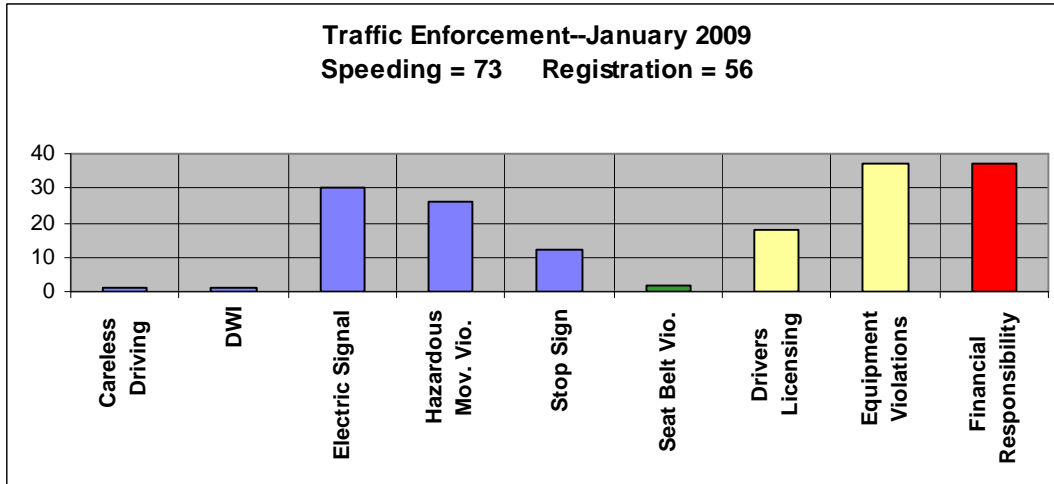
Traffic Enforcement:

Traffic Enforcement by Ward:

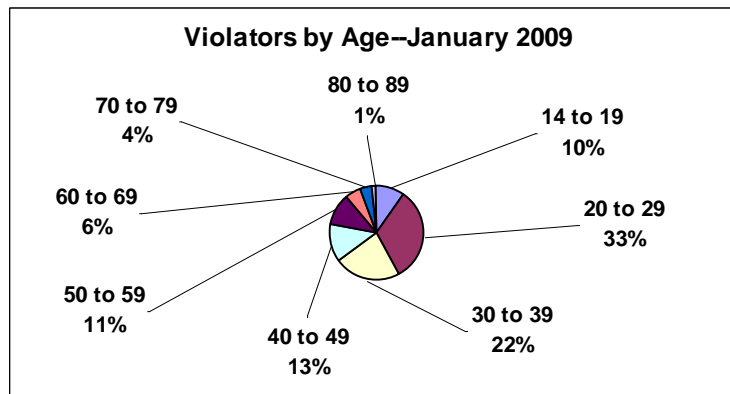
January	2009					
	Ward 1	Ward 2	Ward 3	Ward 4	Plaza	
Stop Sign	5	0	1	6	0	12
Careless Driving	0	1	0	0	0	1
DWI	1	0	0	0	0	1
Electric Signal	9	16	3	0	2	30
Hazardous Moving	10	8	2	4	2	26
Speeding	21	7	12	33	0	73
Passenger Restraint	0	2	0	0	1	3
Drivers License	4	7	4	2	1	18
Equipment	12	15	8	1	1	37
Registration	16	23	13	3	1	56
Financial Responsibility	13	12	3	7	2	37
Parking	6	9	2	1	6	24
	97	100	48	57	16	318

There were 296 traffic enforcement actions taken in the month of January 2009. These actions were divided as follows:





The age of the violator was determined to be:




Enforcement Actions were taken on the following streets:

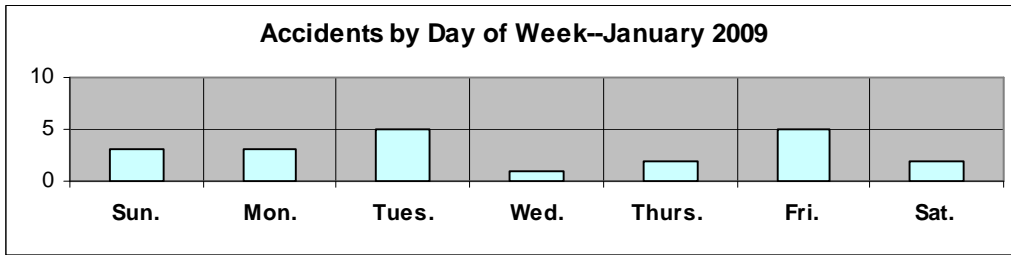
Enforcement Locations		January 2009	
Watson	134	Camera	1
CWP	5	Crest Oak	9
Sappington	70	Flamingo	2
Old Sapp.	29	Glenwood	3
I-44	1	Manda	2
Big Bend	0	Rayburn	4
Pardee Rd.	4	Reco	1
Pardee Ln.	6	Sanders	4
Grant Rd.	3	Sky Crest	1
East Watson	4	Spellman	1
Garber	1	Starling	5
Liggett	1	Twincrest	2
		Watson Plaza	1

Traffic Accidents:

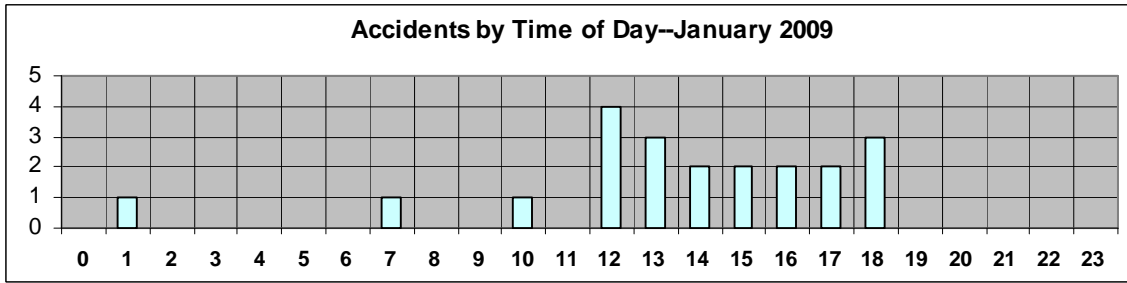
In January 2009, there were 21 traffic accidents reported. These accidents were of the following classifications:



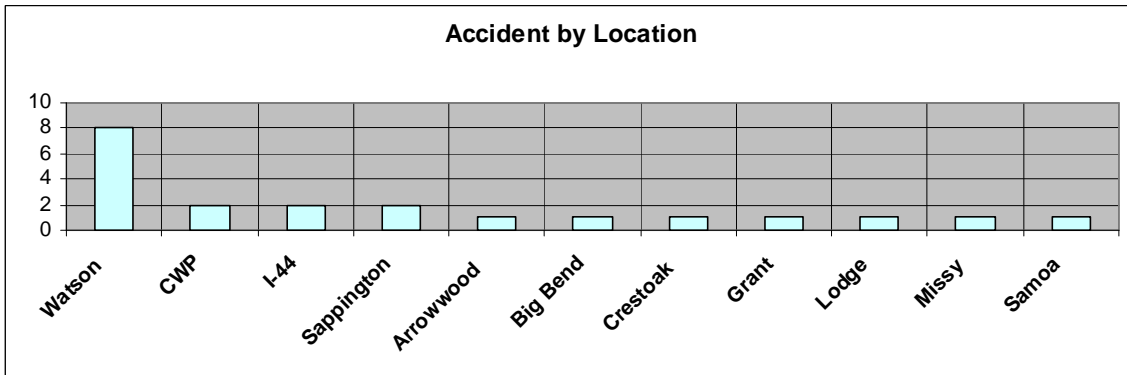
Accidents occurred on the following days of the week:




Accidents occurred during the following hours of the day:



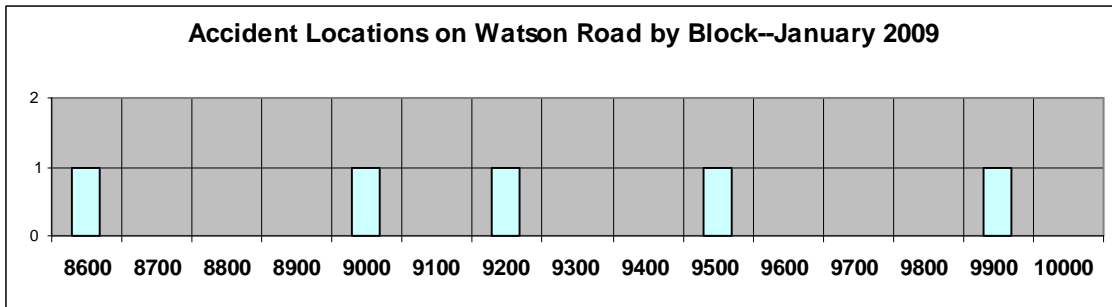
Accidents occurred on the following streets in January 2009:



Accidents occurred at the following intersections:



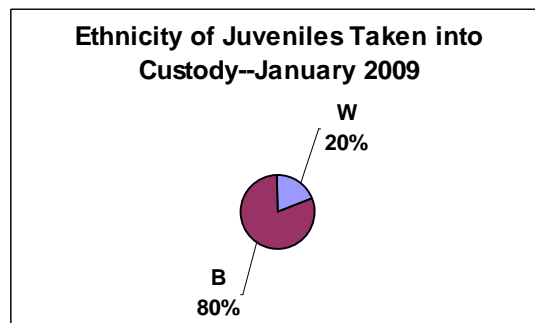
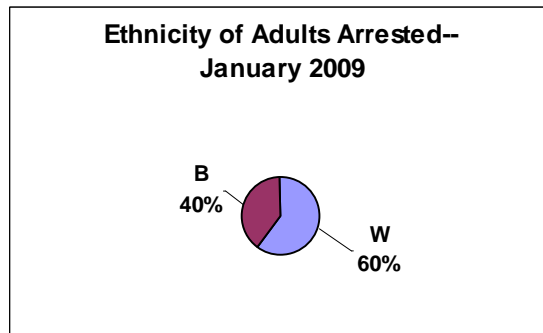
Accidents occurred in the following blocks of Watson Road:



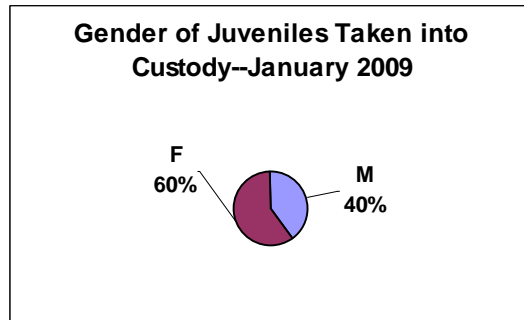
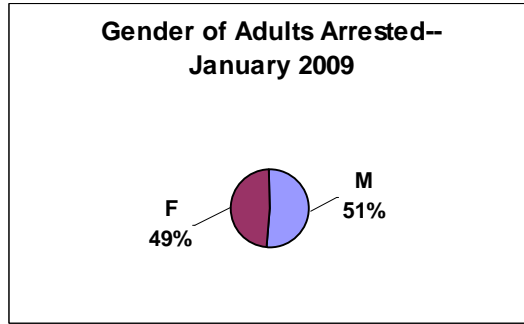
Arrest Information:

Forty-seven adults and ten juveniles were taken into custody in January 2009. Six persons were issued summons in lieu of physical arrests.

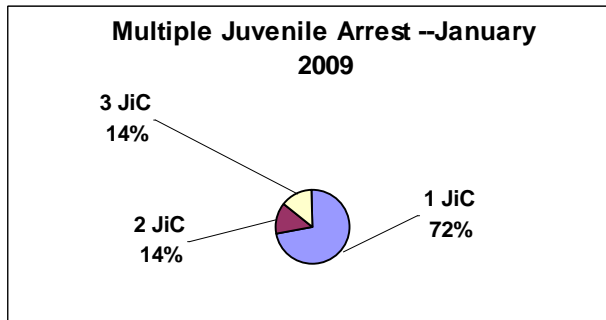
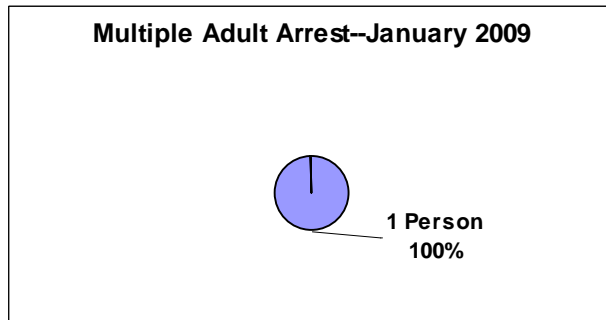
The ethnicity of the person taken into custody was:



The gender of the persons taken into custody was:



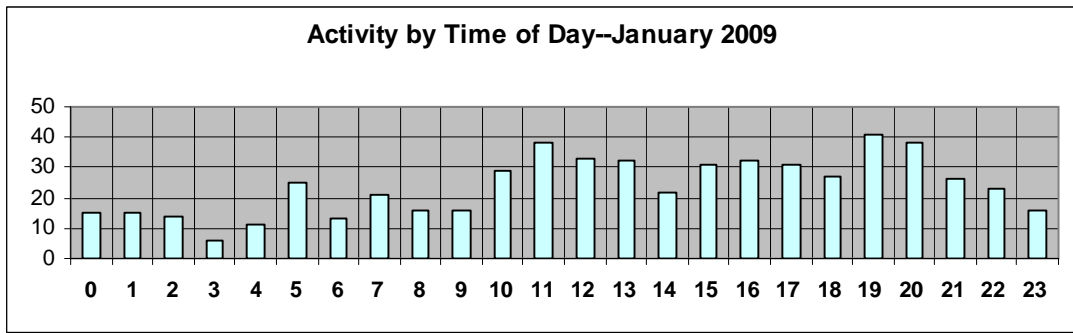
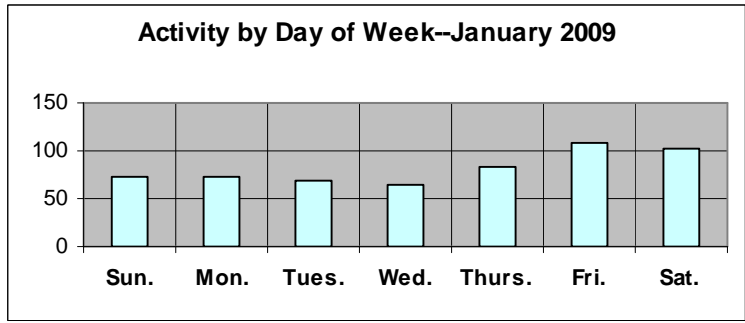
Multiple Arrests:



Multiple arrests are tracked due to the manpower and time required to safely transport and process multiple prisoners from the same incident.

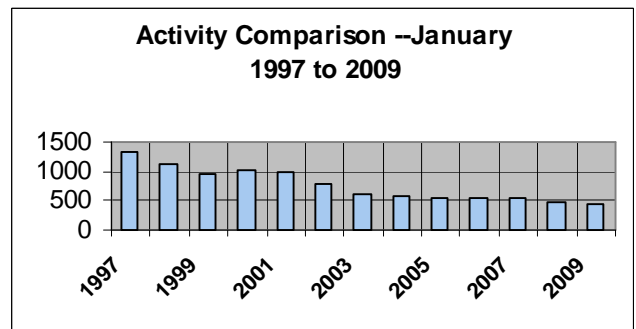
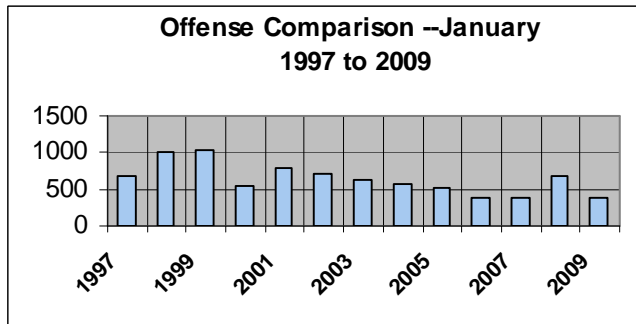
Activity Report:

Activity occurred on the following days of the week and hours of the day:




Offense and Activity Comparison:

This is a comparison of January 2009 to the same month in 1997 to 2008. Offenses are the number of offenses as reported in the Part I and Part II offenses in the monthly statistical report. Activity is the number of activities as reported in the CAD Incident and Political Ward sections of the monthly statistical report.



Communications:

Communications handled over 3193 telephone contacts and 381 9-1-1 calls in January 2009. This is a daily average of 103 telephone contacts and twelve 9-1-1 calls.

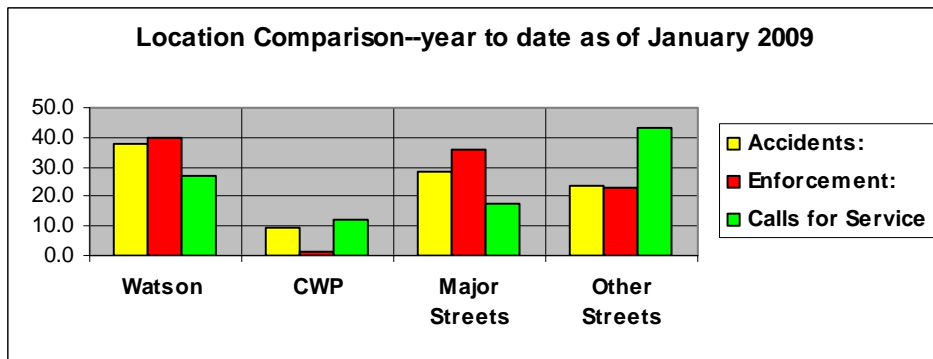


Location Comparison:

This chart is a comparison of the percentage of accidents, enforcement and calls for service by the four major tracking areas in the city year to date for 2008. Watson is activity along Watson Road and CWP is activity in Crestwood Plaza. Major streets are the following streets that have been used to track accidents and enforcement for a length of time. They are:

- | | |
|----------------|-------------|
| Sappington | Pardee Lane |
| Old Sappington | Grant Road |
| I-44 | East Watson |
| Big Bend | Garber Road |
| Pardee Road | Liggett. |

Other streets are the remainder of the streets that are not included in one of the areas.



This graph is a representation of the same information for three areas, Watson Road, CWP and the remainder of the City:

