



Internal Memorandum

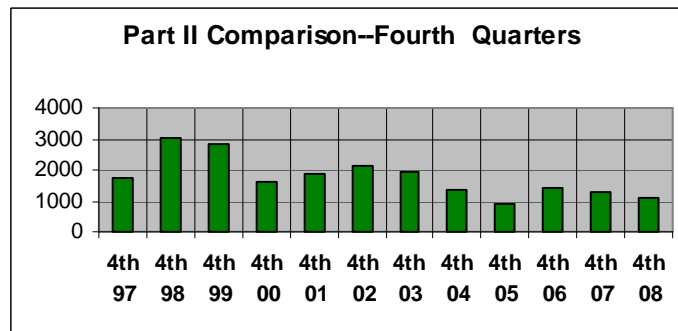
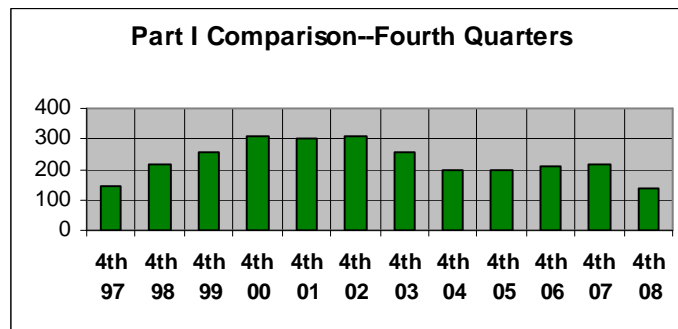
February 25, 2009

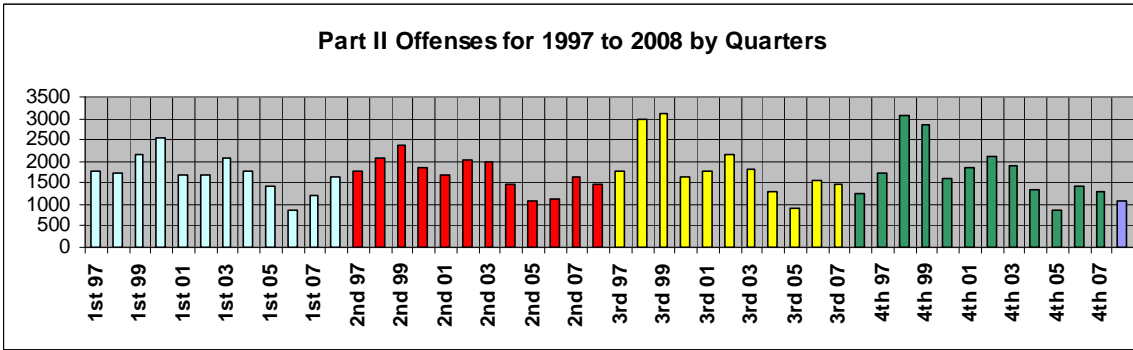
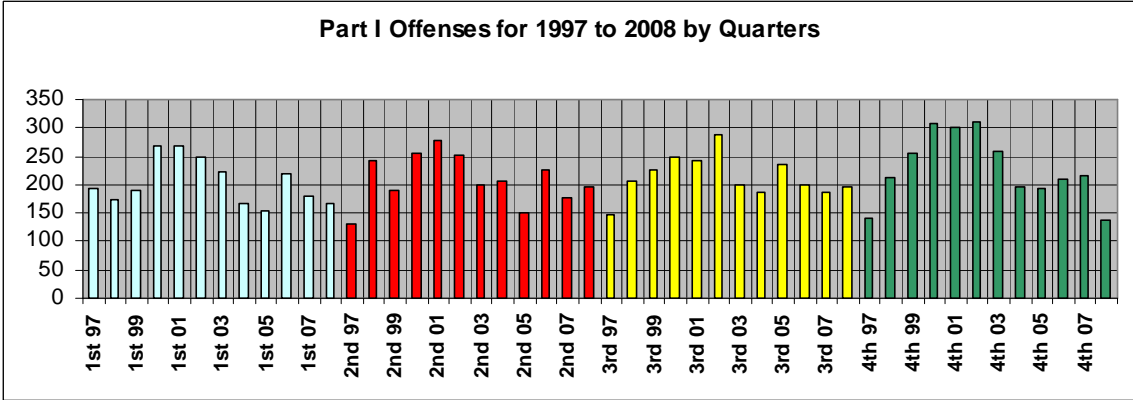
To: Chief Michael Paillou

Fr: Capt. Frank Arnoldy

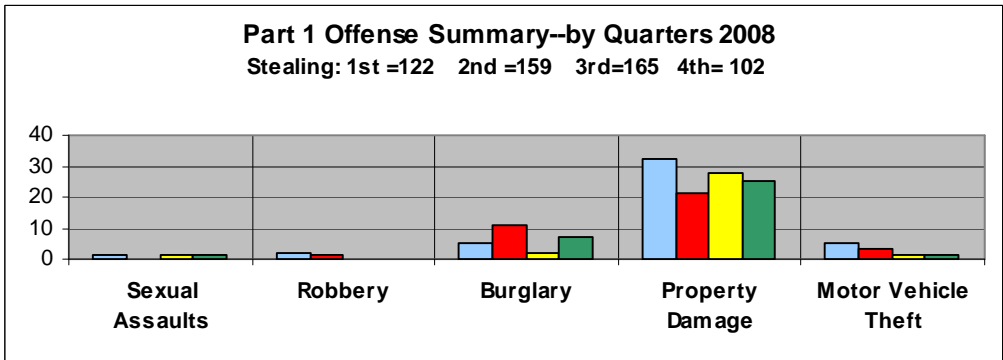
Topic: Fourth Quarter 2008 Public Report

Comparison of Quarters and Years:





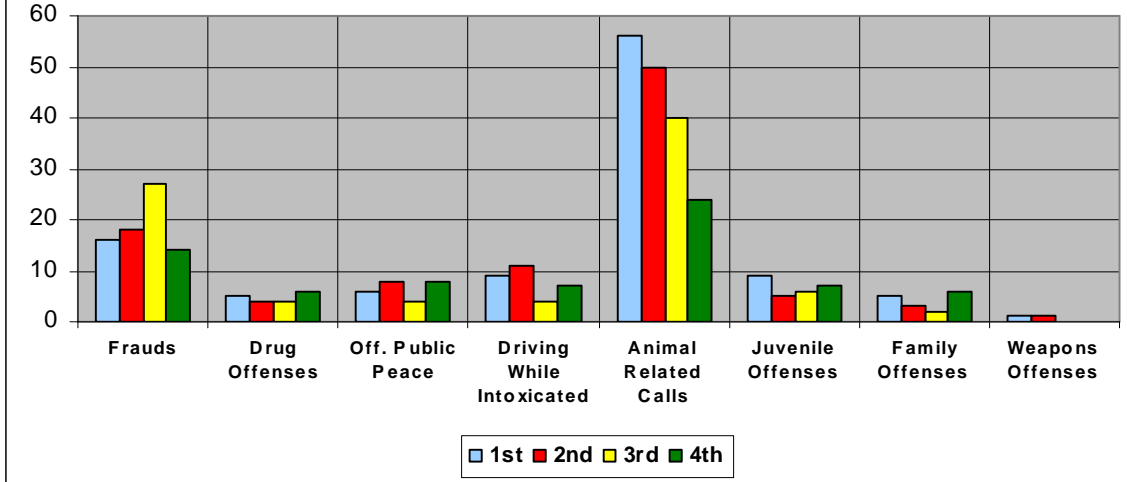
Offense Summary:



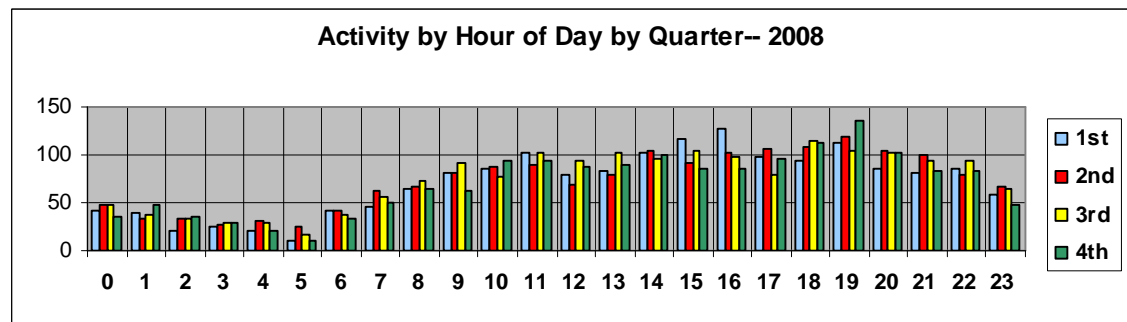
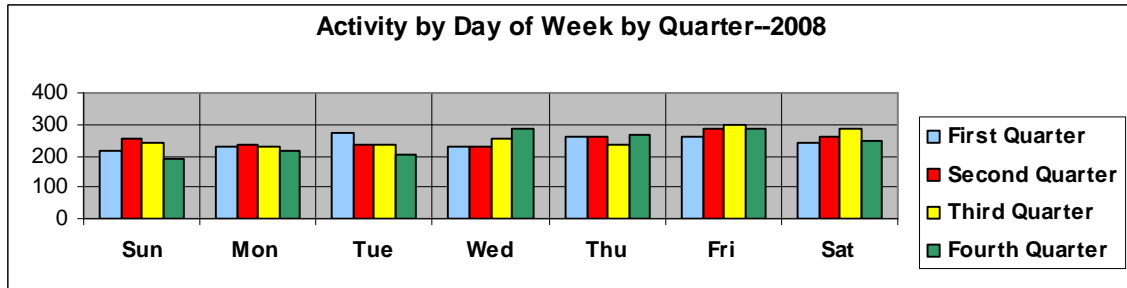
Part II Offenses and Activity--by Quarters 2008

People Related Calls: 1st=186 2nd=197 3rd=216 4th=217

Suspicious Activity: 1st=173 2nd=162 3rd=131 4th=116



Activity by Day of Week and Time of Day:

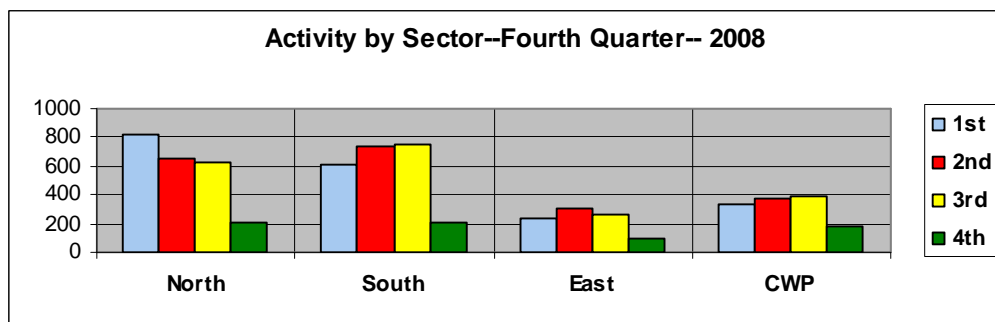
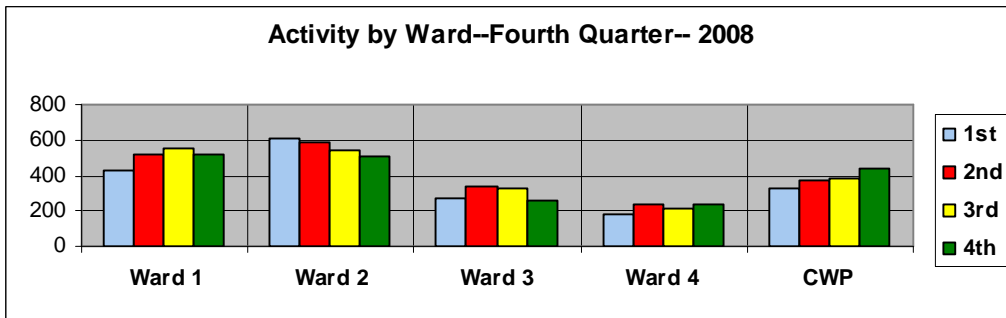




Monthly Crime / Activity Reports
2008 Fourth Quarter

	Ward 1	Ward 2	Ward 3	Ward 4	Plaza	Total
Murder	0	0	0	0	0	0
Rape - Sexual Assault	0	1	0	0	0	1
Robbery	0	0	0	0	0	0
Burglary	3	3	0	1	0	7
Stealing	13	43	11	3	32	102
Property Damage	6	8	5	5	1	25
Motor Vehicle Theft	0	0	0	1	0	1
SubTotal Part1	22	55	16	10	33	136
Frauds	2	8	0	2	2	14
Drug Offenses	1	1	1	2	1	6
Offenses Against Public Peace	1	2	2	1	2	8
Driving While Intoxicated	3	3	1	0	0	7
Traffic Accidents	22	37	8	5	12	84
Animal Related Calls	6	6	6	6	0	24
People Related	47	60	63	41	6	217
Juvenile Offenses	1	3	1	2	0	7
Non-Classified Suspicious Activity	23	35	29	22	7	116
Family Offenses	0	2	3	1	0	6
Miscellaneous Police Calls	114	158	73	57	53	455
Weapons Offenses	0	0	0	0	0	0
SubTotal Part2	220	315	187	139	83	944
Total Reported Offenses	242	370	203	149	116	1080

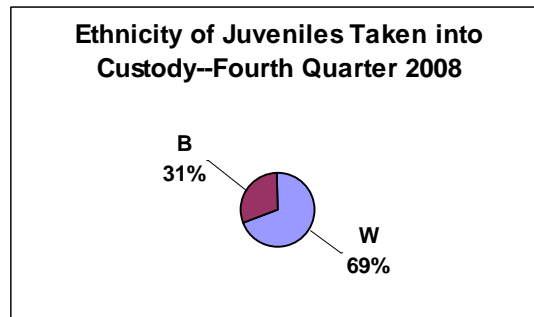
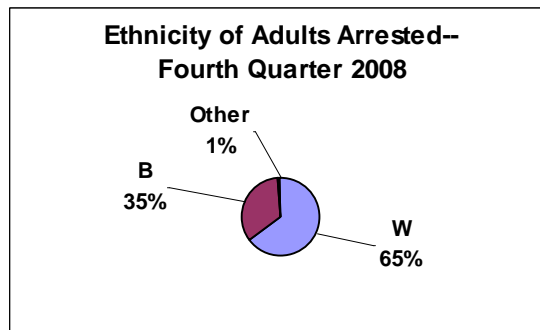
Activity by Ward and Sector:



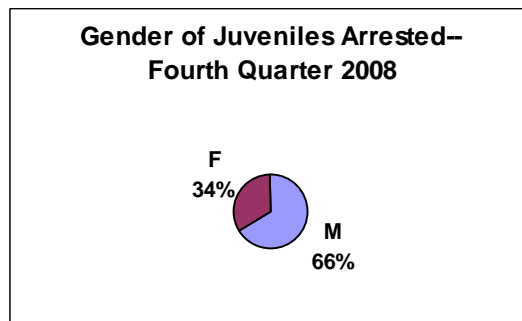
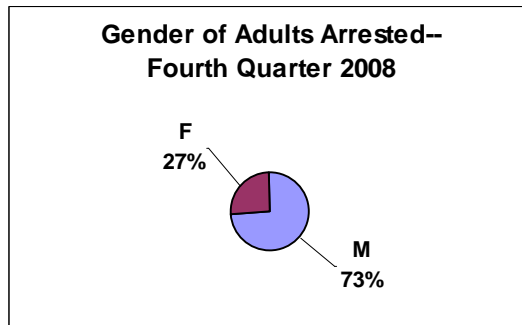
Arrest and Juvenile Data:

Two hundred seven adults and thirty-five juveniles were taken into custody in the Fourth Quarter. Twenty-four persons were issued summons in lieu of physical arrest.

The ethnicity of the person arrested was:



The gender of the persons taken into custody was:

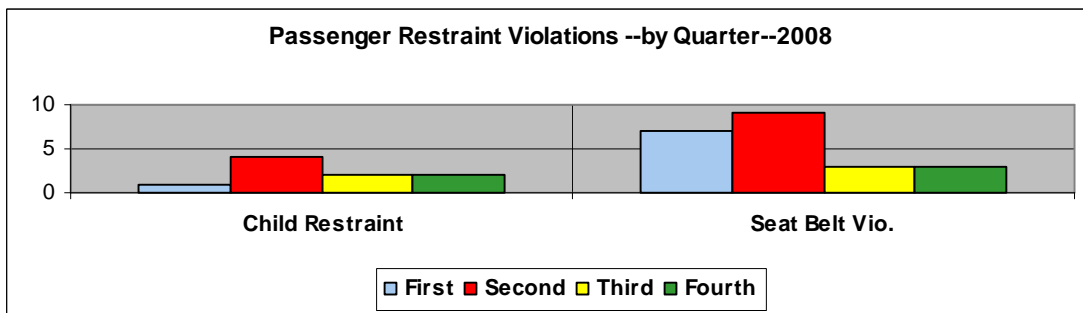
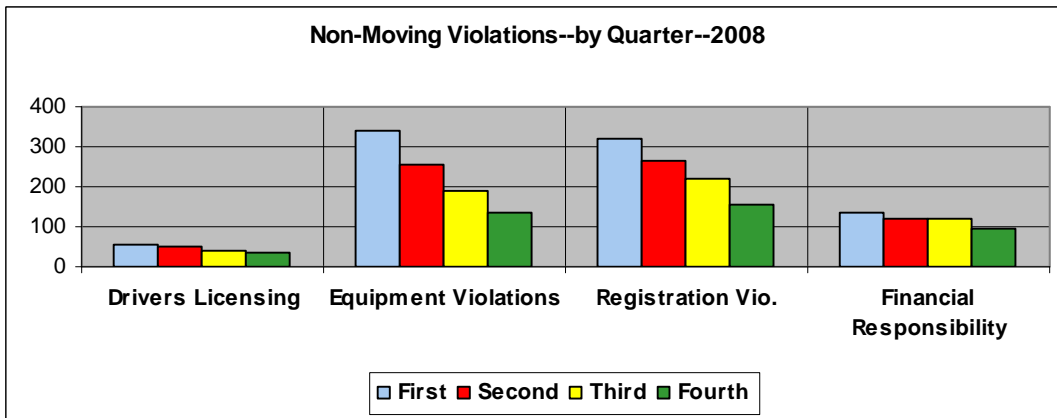
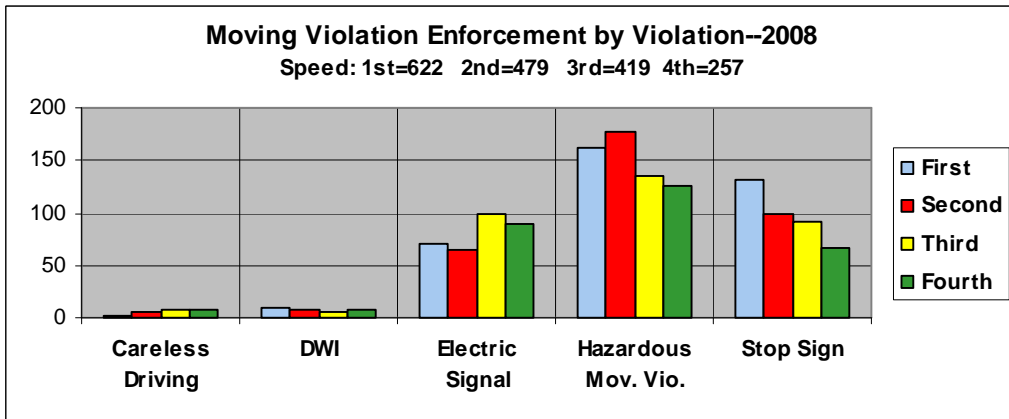
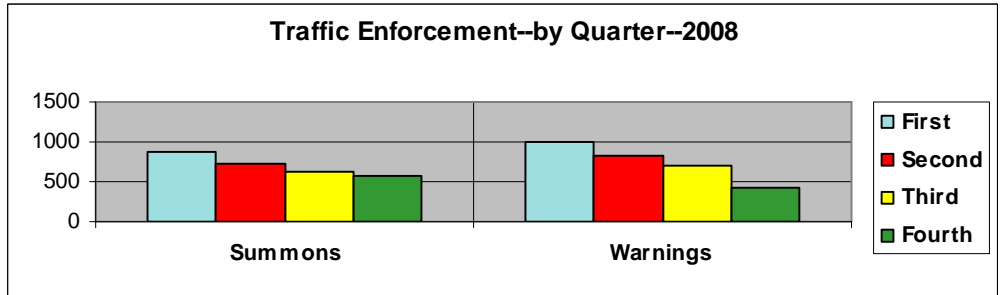


Traffic Enforcement:

Traffic Enforcement by Ward:

Fourth Quarter	2008					
	Ward 1	Ward 2	Ward 3	Ward 4	Plaza	
Stop Sign	27	10	15	15	0	67
Careless Driving	3	3	0	1	0	7
DWI	2	4	1	0	0	7
Electric Signal	38	36	12	3	1	90
Hazardous Moving	51	44	21	5	5	126
Speeding	58	53	54	90	2	257
Passenger Restraint	2	2	0	1	0	5
Drivers License	10	19	4	2	2	37
Equipment	38	51	28	14	3	134
Registration	54	60	31	9	1	155
Financial Responsibility	31	23	17	18	4	93
Parking	19	16	7	5	10	57
	333	321	190	163	28	1035

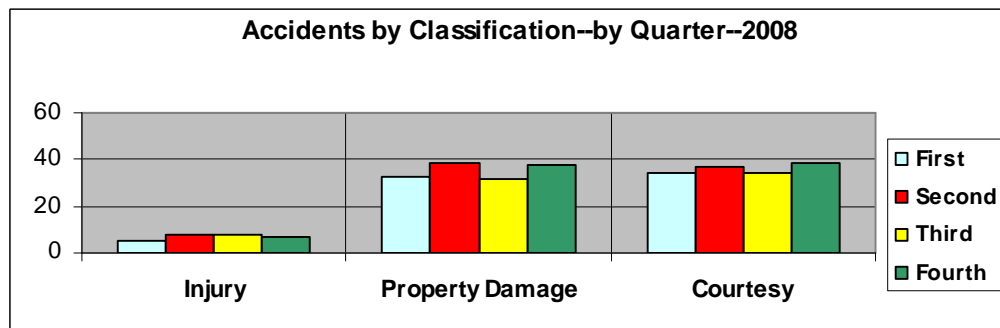
There were 983 traffic enforcement actions taken in the Fourth Quarter. These actions were divided as follows:



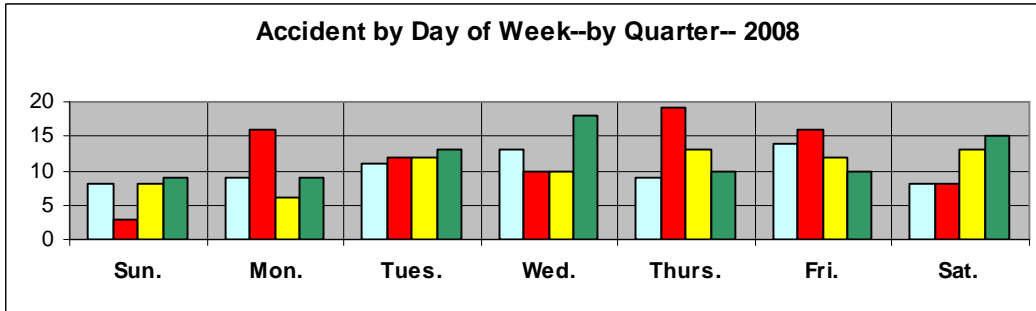
Enforcement Locations		Fourth Quarter 2008	
Watson	483	Gallop	1
CWP	7	Glenwood	9
		Grantwood Trails	1
Sappington	211	Holmes	4
Old Sappington	69	Lawndale	1
I-44	0	Lodge	1
Big Bend	4	Lodge Pole	4
Pardee Rd	26	Manda	13
Pardee Ln.	17	Meadowfern	1
Grant Rd	14	Oakridge	1
East Watson	10	Pine Spray	1
Garber	16	Rayburn	12
Liggett	19	Ridgewood	4
		Spellman	8
Banyon	1	Starling	1
Brookview	1	Sturdy	2
Camera	2	Sunray	1
Cordoba	1	Townhill	2
Craigwood	1	Trelane	1
Crain	2	Twincrest	6
Crest Oak	15	Watson Plaza	1
Crestwood Dr.	1	Whitecliff	2
Fournier	1	Wildwood	1

Traffic Accidents:

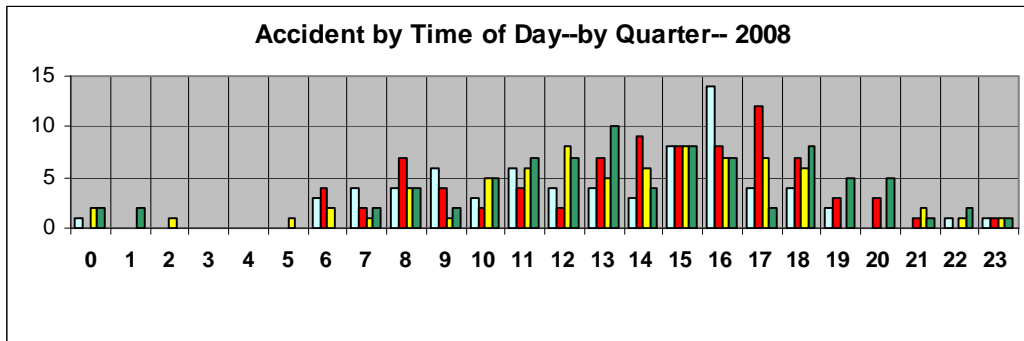
In the Fourth Quarter, there were 84 traffic accidents. These accidents were of the following classifications:



Accidents occurred on the following days of the week:



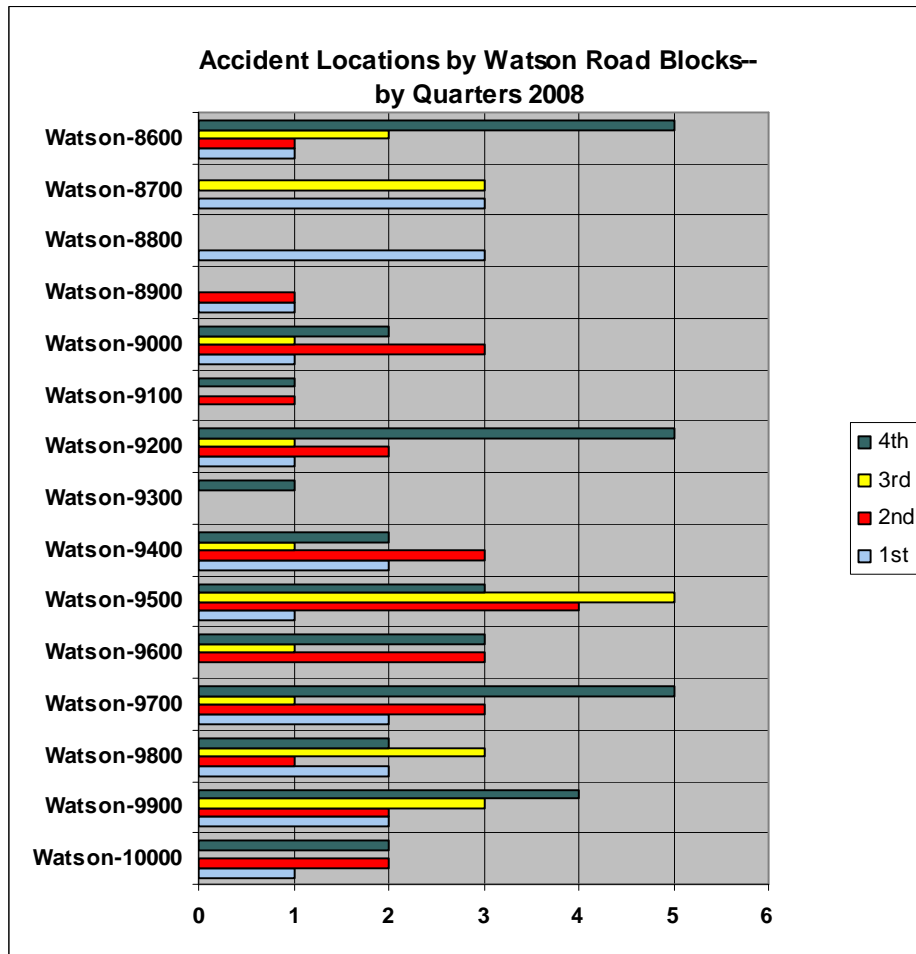
Accidents occurred during the following hours of the day:



Accidents occurred on the following streets in the Fourth Quarter:

Accident Locations	
Fourth Quarter 2008	
Watson	41
CWP	12
Sappington	6
Old Sappington	1
I-44	5
I-44 Ramp	2
Big Bend	5
Pardee Rd.	0
Pardee Ln.	0
Grant Rd.	0
East Watson	3
Garber	1
Liggett	0
Crest Oak	1
Lodge Pole	1
Oakridge	1
Park Crestwood	1
Ridgewood	1
Spellman	1
Tahiti	1

Accidents occurred in the following blocks of Watson Road:



Accidents occurred at the following intersections:

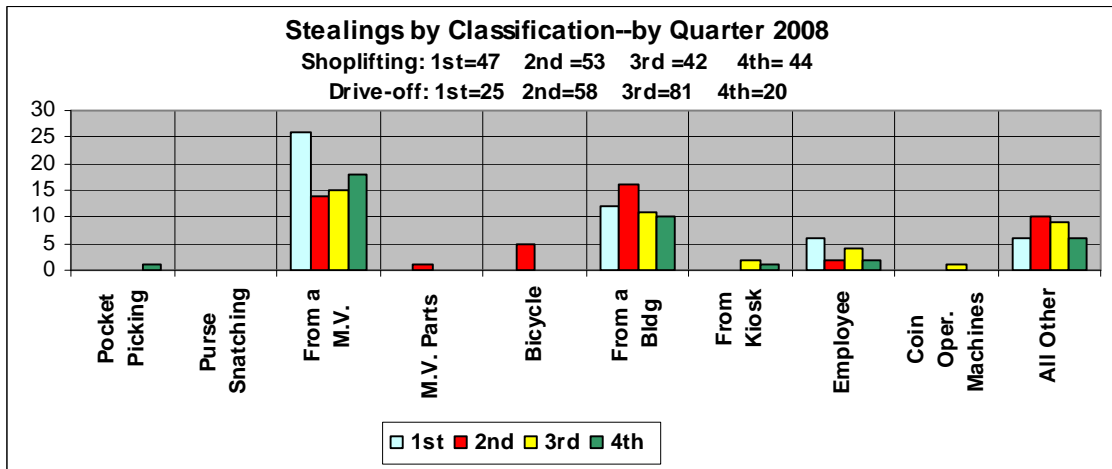
Accident Intersections	
Fourth Quarter 2008	
Watson & Grant	1
Watson & East Plaza Exit	1
Watson & Park Crestwood	2
Watson & Glenwood	1
Watson & Sturdy	1
Sappington & Watson	1
Sappington & Garber	1
Sappington & Eddie & Park	1
Big Bend & Holmes	1
East Watson & Fox Park	1
Spellman & Pinellas	1
Total	12

Accident Causes:

Accident Causes:	Fourth Quarter 2008
Speed-Exc. Limit	2
Too Fast for Conditions	4
Elec. Signal	1
Following Too Closely	5
Improper Signal	0
Improper Backing	2
Improper Lane Usage	3
Failed to Yield	5
Alcohol	1
Physical Impairment	2
Inattention	17
None	3

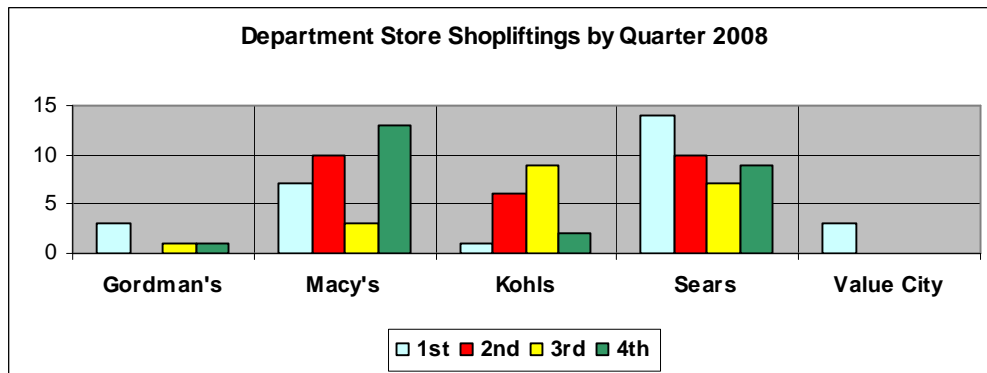
Stealings:

There were 101 stealings in the Fourth Quarter. These stealings were of the following classifications:



Shopliftings:

There were 44 shopliftings reported in the Fourth Quarter. This was 44% of the stealings. Shopliftings occurred at the following stores:



Fifty-six percent of the shopliftings occurred at the Department Stores. The remaining 44% occurred at the following stores:

Shoplifting Locations		Fourth Quarter 2008	
All Precious	1	OfficeMax	1
Best Buy	1	Schnucks	3
Children's Place	1	Shop n Save	3
EJ Designer Shoes	2	ST&T	1
Foot Locker	1	The Gap	1
Journey's	1	Victoria's Secret	1
Kay Jewelers	1	Walgreens	1

Communications:

In the Fourth Quarter, Communications handled 11549 telephone contacts and 1438 9-1-1 calls. This is a daily average of 126 telephone calls and sixteen 9-1-1 calls.

