



Internal Memorandum

03-12-2009

To: Chief Michael Paillou

Fr: Deputy Chief Frank Arnoldy

Topic: February 2009 Public Report

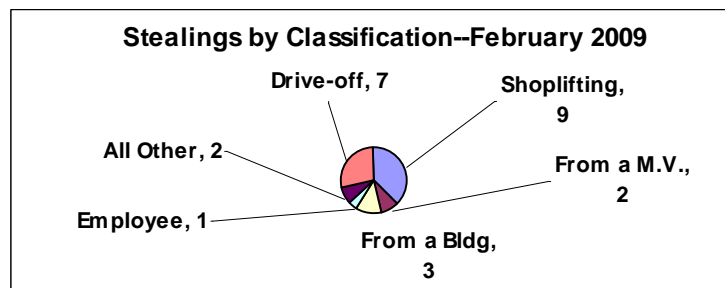
This is the report of the activity of the Crestwood Police Department for the month of February 2009. In February 2009, there were 32 Part I offenses and 343 Part II offenses for a total of 381. This compares with 52 Part I offenses and 516 Part II offenses for a total of 568 in February 2008. The main difference was in the number of stealings, traffic stops and suspicious activities.

There were three burglaries reported in the month of February. The first residential burglary occurred on 02-01-2009 on Del Vista. A television was taken from an occupied residence. A neighbor noticed suspicious activities and called the Police and the burglar was taken into custody. The second burglary was to a business in the 9500 blk of Watson Road on 02-02-2009. There was no forced entry and a safe and contents were taken. The third burglary occurred on 02-06-2009 on Del Vista and a television was taken from a residence. There was no forced entry to the residence.

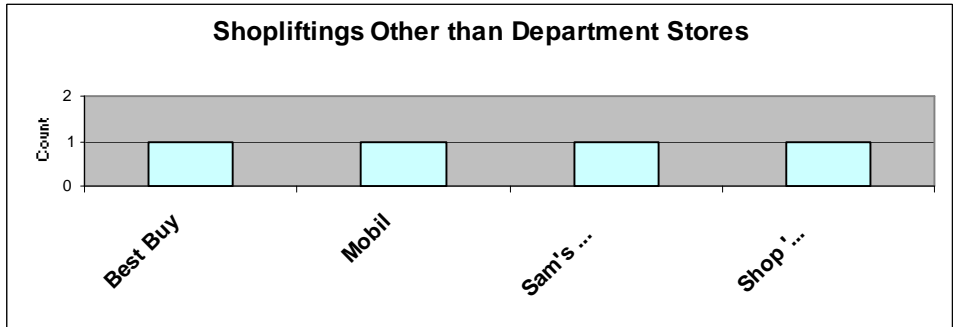
There were three assaults in February 2009 and one involved domestic violence. In two cases, the parties knew each other prior to the assaults.

Stealing offenses numbered 24 in February 2009.

Stealings were of the following classifications in February 2009:




Shopliftings accounted for nine of the 24 stealings in February 2009 or 38%. The shopliftings occurred at the following stores in February 2009:

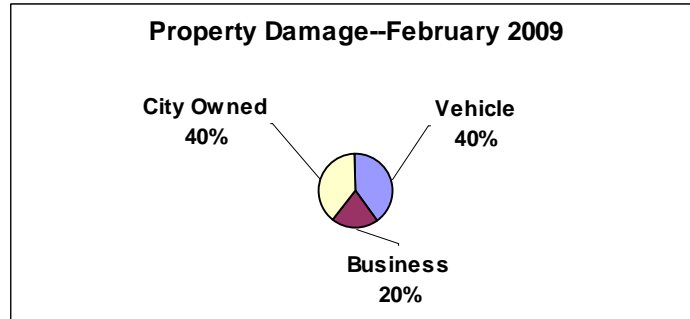


Of the shopliftings, 62% were cleared by arrest and adults accounted for 100% of the clearances.

The items shoplifted were found to be:



There were five property damages in February 2009 and they were of the following classifications:



The City Owned property damages were to a sign post and a reservation board in White cliff Park.

Part I offenses numbered 32 in February 2009.

Part II:

In February 2009, there were four fraud reports, two credit card frauds, one forgery and one passing of bad checks. There were two drug offenses and one involved a small quantity of marijuana and the other was possession of paraphernalia. The three offenses against public peace were two annoying telephone calls and one trespassing. There were six animal related calls and 68 people related calls including 65 medical emergencies, two suicides or attempts and one missing person.

Part II offenses totaled 343 in February 2009.



Monthly Crime / Activity Reports
2009 February

	Ward 1	Ward 2	Ward 3	Ward 4	Plaza	Total
Murder	0	0	0	0	0	0
Rape - Sexual Assault	0	0	0	0	0	0
Robbery	0	0	0	0	0	0
Burglary	1	0	0	2	0	3
Stealing	4	13	1	2	4	24
Property Damage	0	1	2	2	0	5
Motor Vehicle Theft	0	0	0	0	0	0
SubTotal Part1	5	14	3	6	4	32
Frauds	1	3	0	0	0	4
Drug Offenses	1	0	0	0	1	2
Offenses Against Public Peace	1	0	1	0	1	3
Driving While Intoxicated	0	0	0	0	0	0
Traffic Accidents	3	6	5	1	1	16
Animal Related Calls	0	2	3	1	0	6
People Related	20	21	16	8	3	68
Juvenile Offenses	0	0	0	0	0	0
Non-Classified Suspicious Activity	11	10	10	3	3	37
Family Offenses	0	0	0	0	0	0
Miscellaneous Police Calls	30	48	24	14	10	126
Weapons Offenses	0	0	0	0	0	0
SubTotal Part2	67	90	59	27	19	262
Total Reported Offenses	72	104	62	33	23	294

In February 2009, in Ward One, there was one burglary that occurred at a business on Watson Road. Stealings numbered four with all four at addresses on Watson Road. There was one fraud, one drug offense and one offense against public peace. There were three traffic accidents and 20 people related calls. Suspicious activity calls numbered eleven and occurred on eight different streets and there were 30 miscellaneous police service calls.

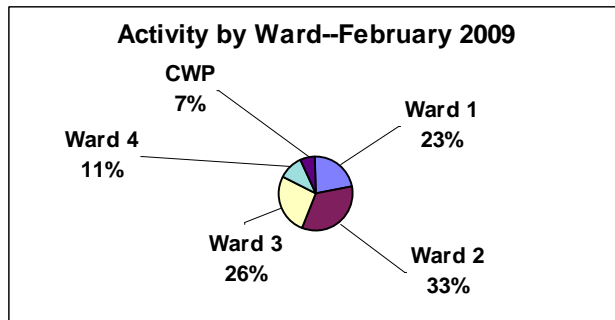
In Ward Two, in February 2009, stealings numbered thirteen with twelve at addresses on Watson Road, Watson Plaza and Big Bend and one in the neighborhoods. Property damages numbered one at an address in the neighborhoods. There were three frauds, six traffic accidents, 21 people related calls and two animal related calls. Suspicious activity calls numbered ten and occurred on four different streets and there were 48 calls for miscellaneous police services.

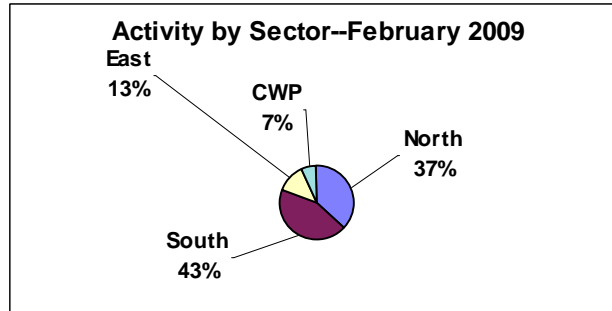
In February 2009, in Ward Three, stealings numbered one with one at an address on Watson Road. There were two property damages with both occurring in Whitecliff Park. There was one offense against public peace, five traffic accidents, sixteen people related calls and three animal related calls. Suspicious activity calls numbered ten and occurred on eight different streets and there were eight miscellaneous police service calls.

In Ward Four, in February 2009, there were two burglaries reported on Del Vista and stealings numbered two and property damages numbered two. There was one traffic accident, eight people related calls and one animal related call. Suspicious activity calls numbered three and occurred on three different streets and there were fourteen calls for miscellaneous police services.

In Crestwood Plaza, stealings numbered four with three shopliftings and one from a building. There was one drug offense one offense against public peace, one traffic accident and three people related calls. Suspicious activity calls numbered three and there were ten police service calls of a miscellaneous nature.

CAD Activity by Ward and Sector:



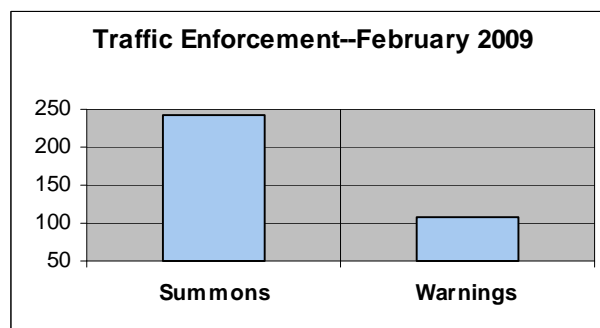


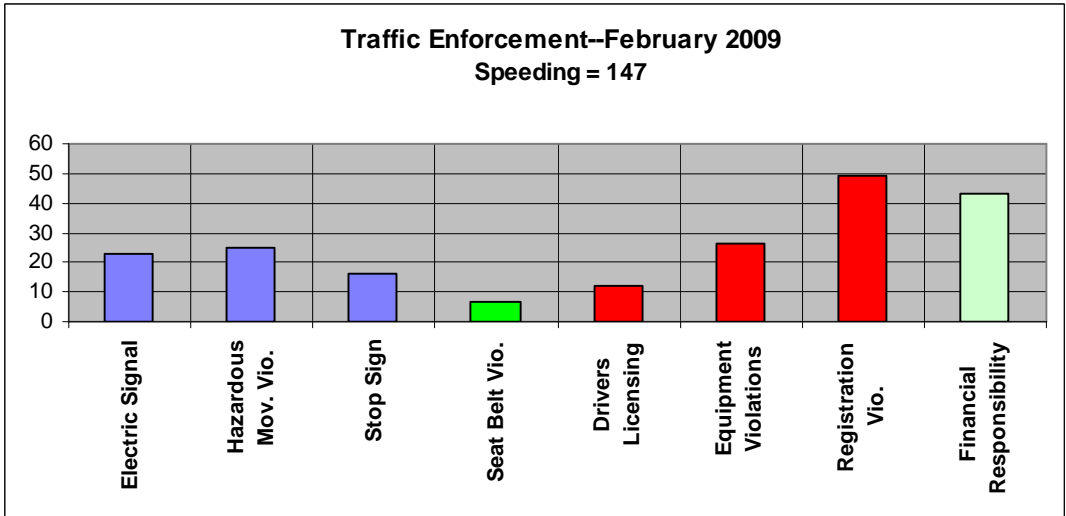
Traffic Enforcement:

Traffic Enforcement by Ward:

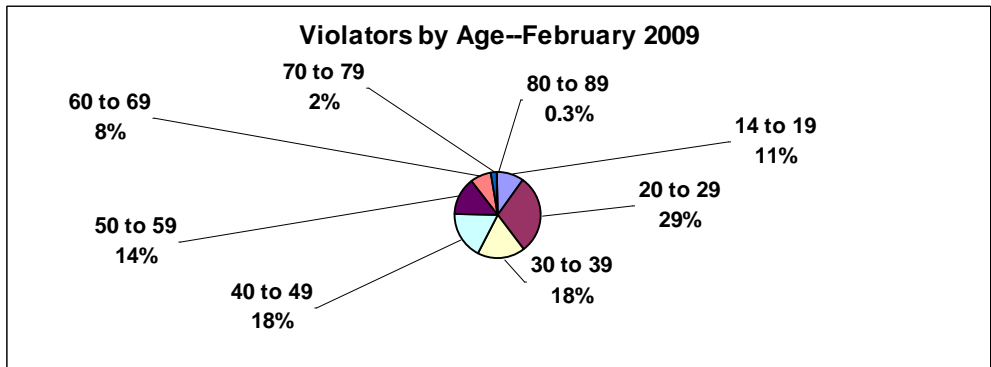
February 2009	2009					
	Ward 1	Ward 2	Ward 3	Ward 4	Plaza	
Stop Sign	8	4	3	1	0	16
Careless Driving	0	0	0	0	0	0
DWI	0	0	0	0	0	0
Electric Signal	10	9	1	3	0	23
Hazardous Moving	12	5	6	0	2	25
Speeding	18	20	86	23	0	147
Passenger Restraint	2	1	4	0	0	7
Drivers License	3	4	5	0	0	12
Equipment	2	9	13	1	1	26
Registration	17	16	14	1	1	49
Financial Responsibility	10	13	17	1	2	43
Parking	5	1	1	0	1	8
	87	82	150	30	7	356

There were 349 traffic enforcement actions taken in the month of February 2009. These actions were divided as follows:





The age of the violator was determined to be:




Enforcement Actions were taken on the following streets:

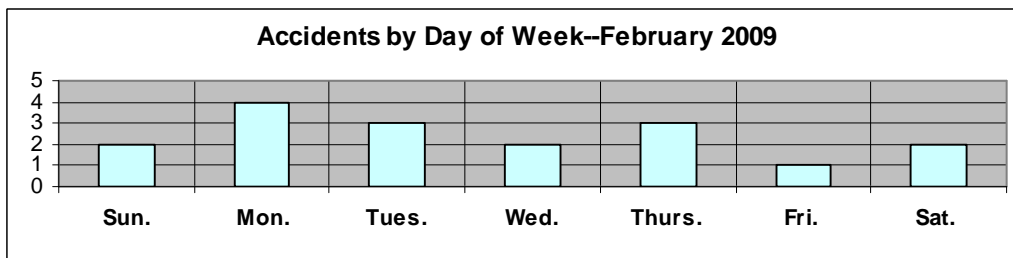
Enforcement Locations		February 2009	
Watson	112	Acorn	1
CWP	5	Craigwood	1
Sappington	52	Crest Oak	8
Old Sapp.	28	Glenwood	1
I-44	0	Harwich	1
Big Bend	0	Lodge	1
Pardee Rd.	76	Manda	8
Pardee Ln.	4	Rayburn	11
Grant Rd.	24	Reco	2
East Watson	0	Starling	2
Garber	2	Twincrest	3
Liggett	1	Watson Industrial	3
		Whitecliff	2

Traffic Accidents:

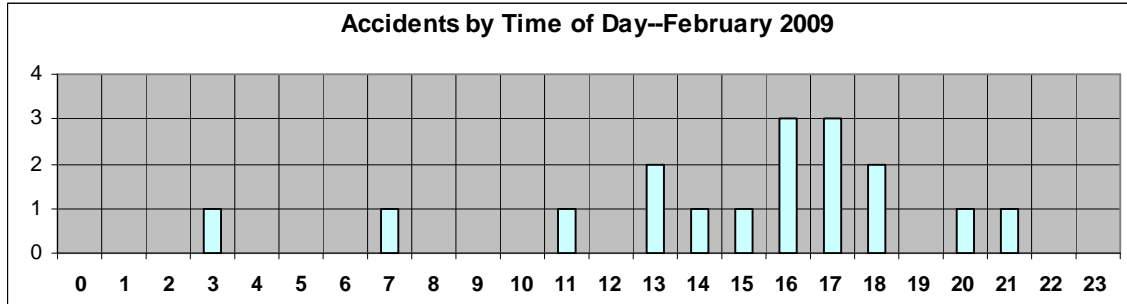
In February 2009, there were seventeen traffic accidents reported. These accidents were of the following classifications:



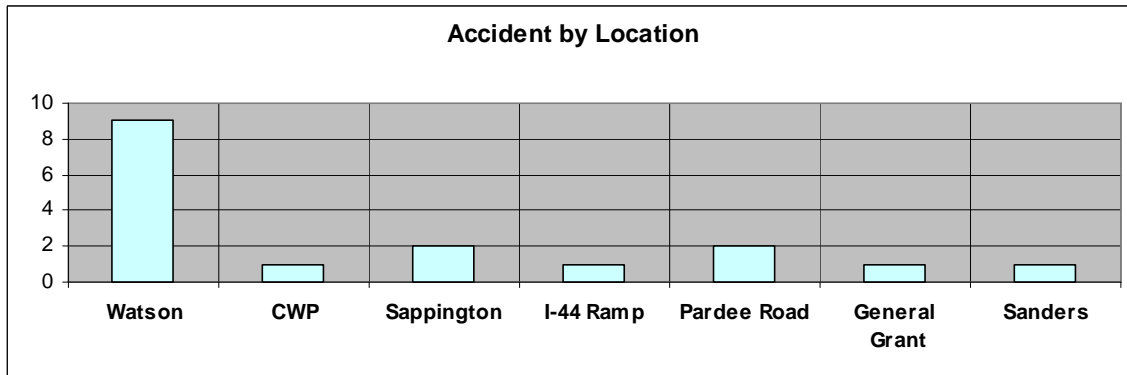
Accidents occurred on the following days of the week:




Accidents occurred during the following hours of the day:



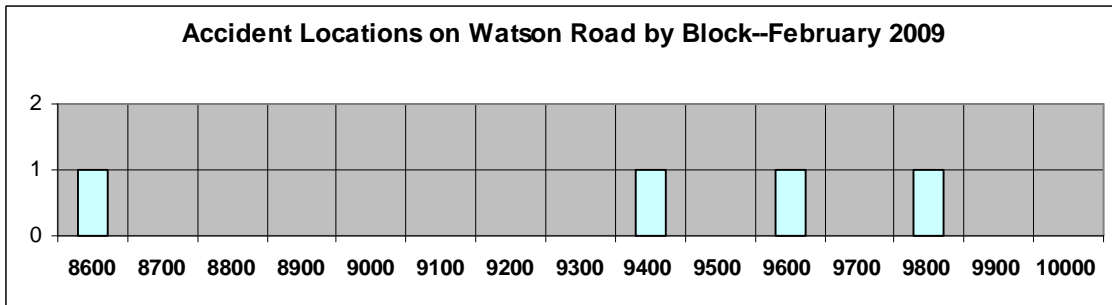
Accidents occurred on the following streets in February 2009:



Accidents occurred at the following intersections:



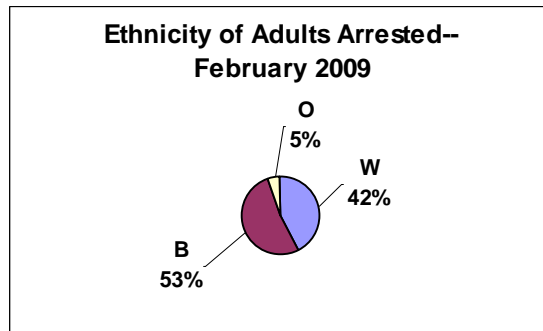
Accidents occurred in the following blocks of Watson Road:



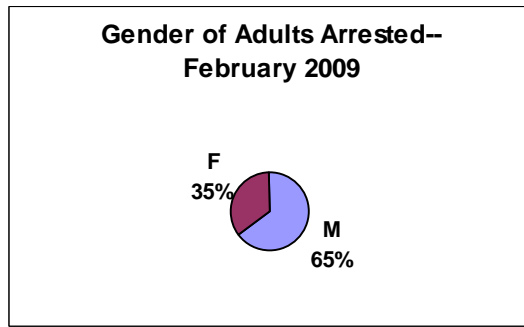
Arrest Information:

Sixty-two adults and no juveniles were taken into custody in February 2009. Four persons were issued summons in lieu of physical arrests. This is highly unusual for there to be no juveniles taken into custody for a month.

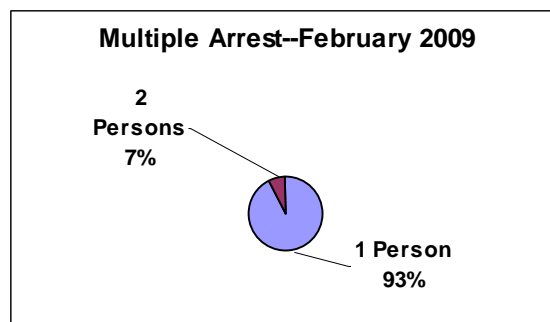
The ethnicity of the person taken into custody was:



The gender of the persons taken into custody was:



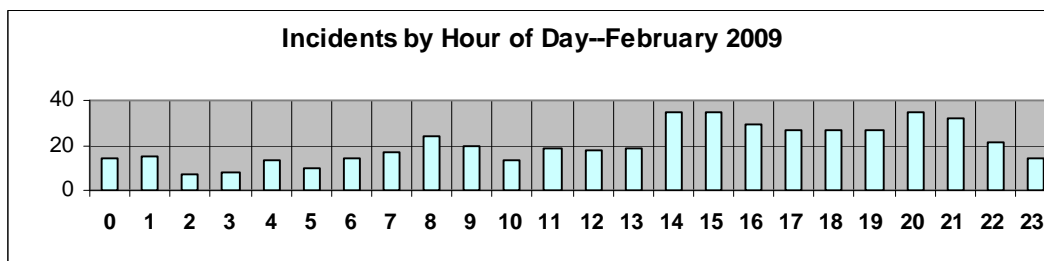
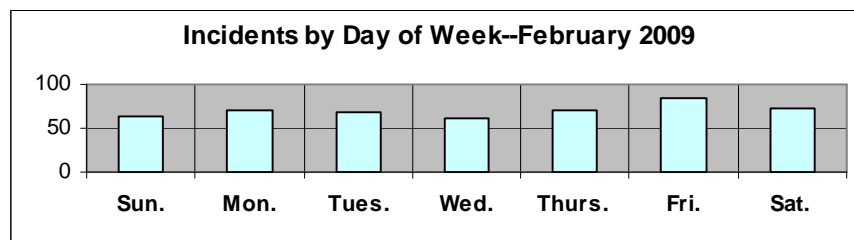
Multiple Arrests:



Multiple arrests are tracked due to the manpower and time required to safely transport and process multiple prisoners from the same incident.

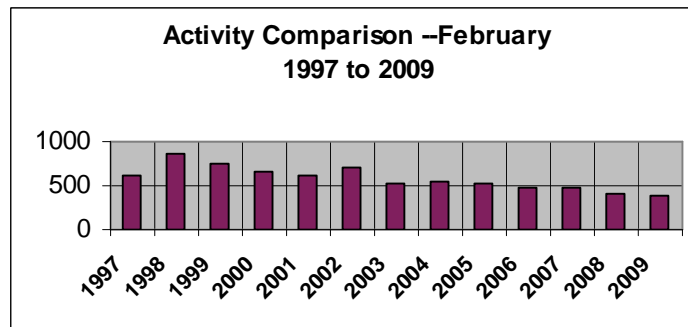
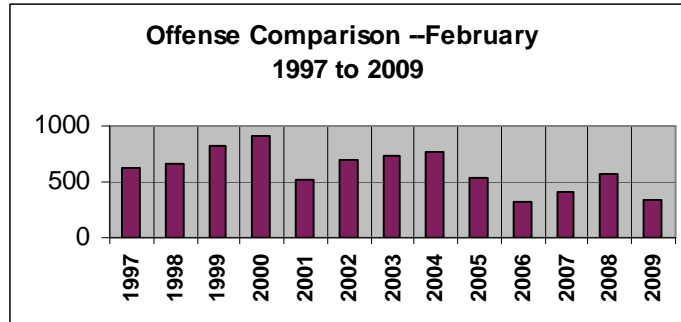
Activity Report:

Activity occurred on the following days of the week and hours of the day:

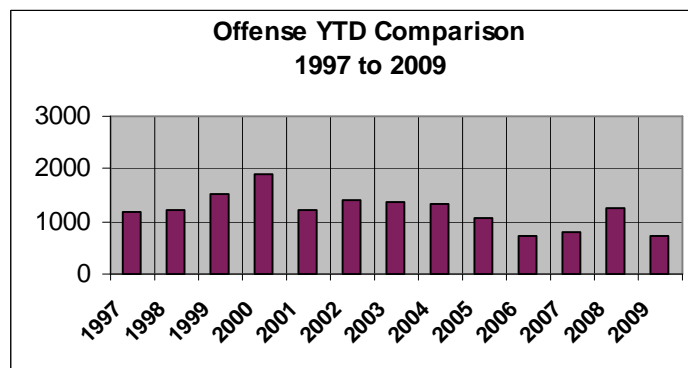


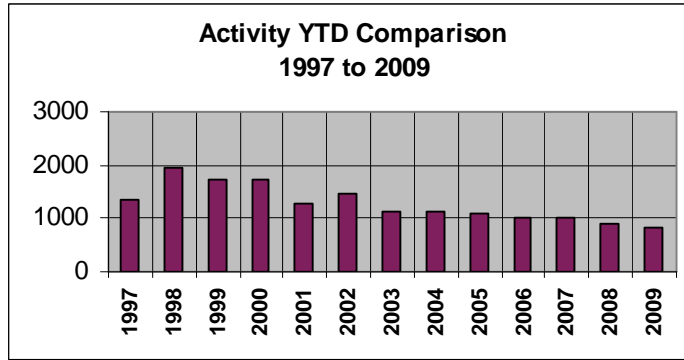
Offense and Activity Comparison:

This is a comparison of February 2009 to the same month in 1997 to 2008. Offenses are the number of offenses as reported in the Part I and Part II offenses in the monthly statistical report. Activity is the number of activities as reported in the CAD Incident and Political Ward sections of the monthly statistical report.



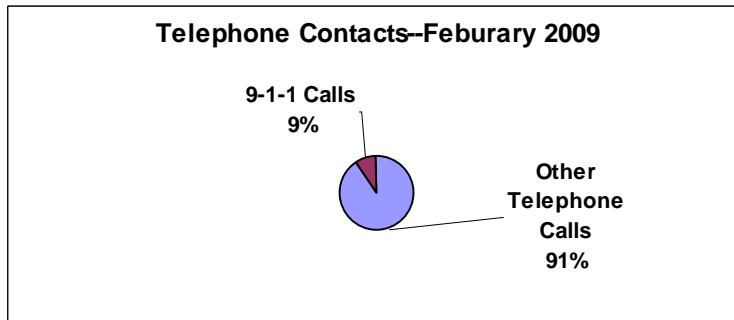
Years to Date:





Communications:

Communications handled over 3540 telephone contacts and 355 9-1-1 calls in February 2009. This is a daily average of 126 telephone contacts and thirteen 9-1-1 calls.

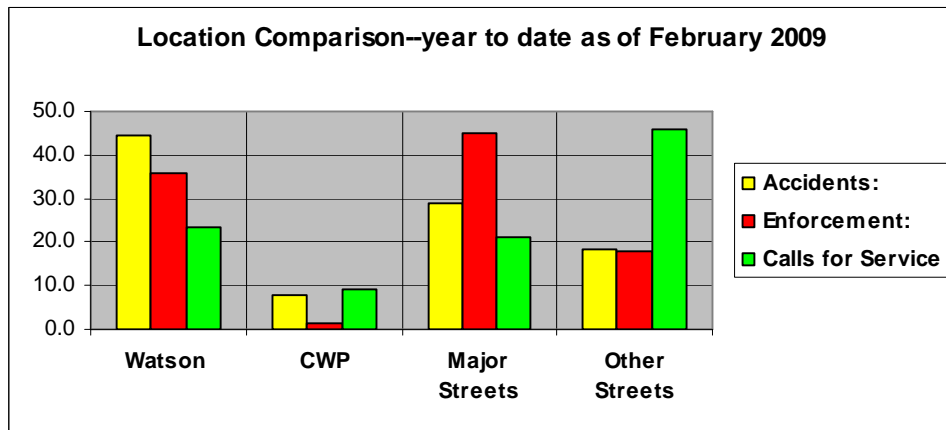


Location Comparison:

This chart is a comparison of the percentage of accidents, enforcement and calls for service by the four major tracking areas in the city year to date for 2008. Watson is activity along Watson Road and CWP is activity in Crestwood Plaza. Major streets are the following streets that have been used to track accidents and enforcement for a length of time. They are:

- | | |
|----------------|-------------|
| Sappington | Pardee Lane |
| Old Sappington | Grant Road |
| I-44 | East Watson |
| Big Bend | Garber Road |
| Pardee Road | Liggett. |

Other streets are the remainder of the streets that are not included in one of the areas.



This graph is a representation of the same information for three areas, Watson Road, CWP and the remainder of the City:

