



Internal Memorandum

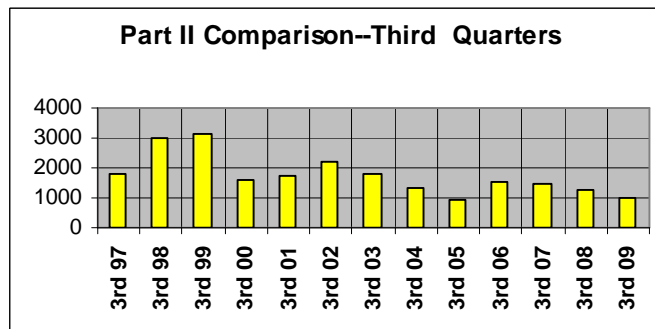
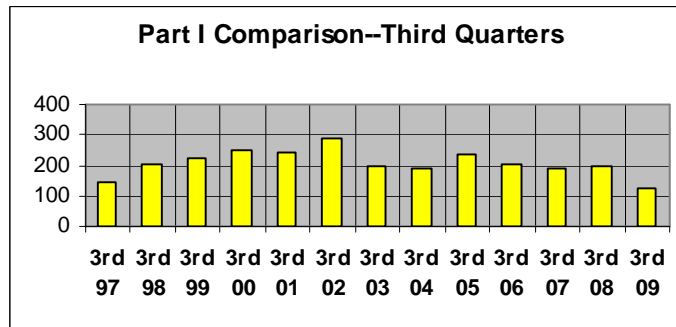
10-22-2009

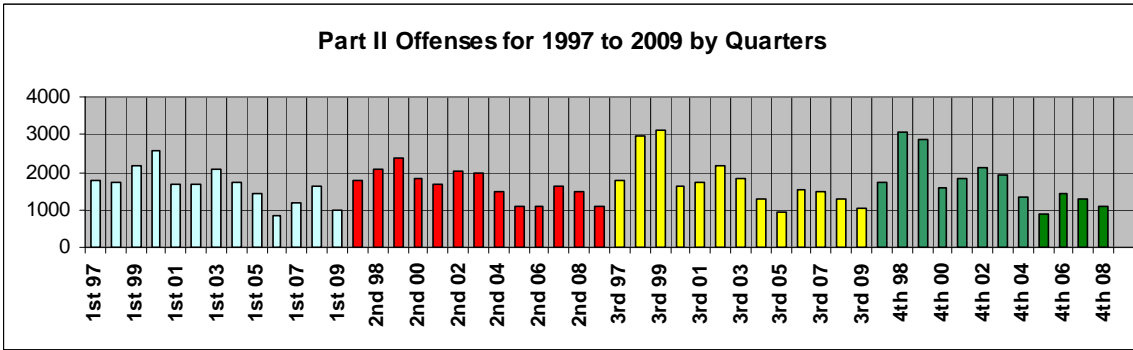
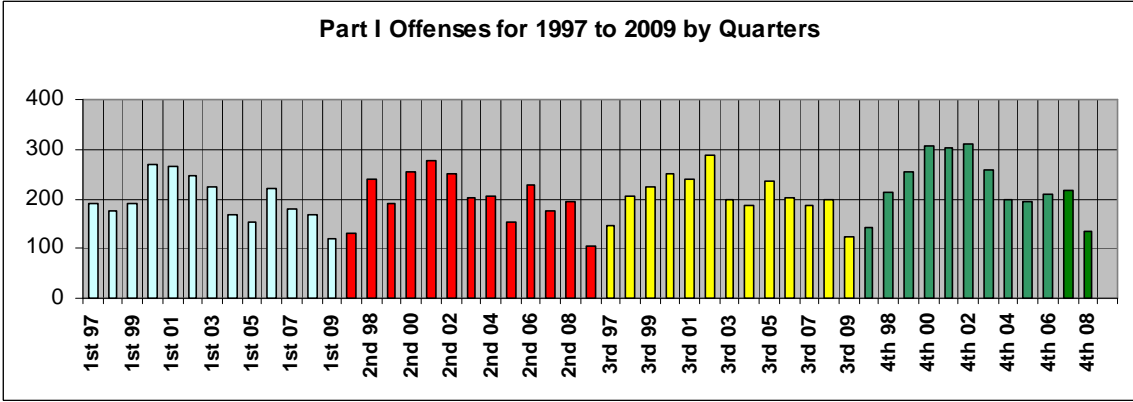
To: Chief Michael Paillou

Fr: Capt. Frank Arnoldy

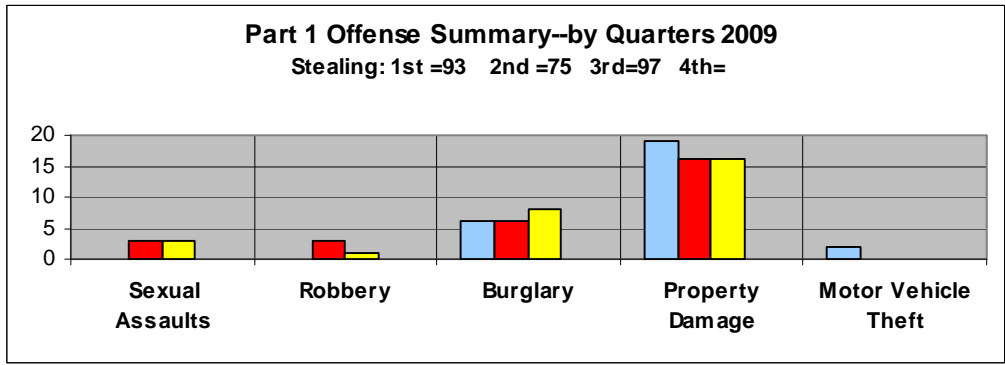
Topic: Third Quarter 2009 Public Report

Comparison of Quarters and Years:



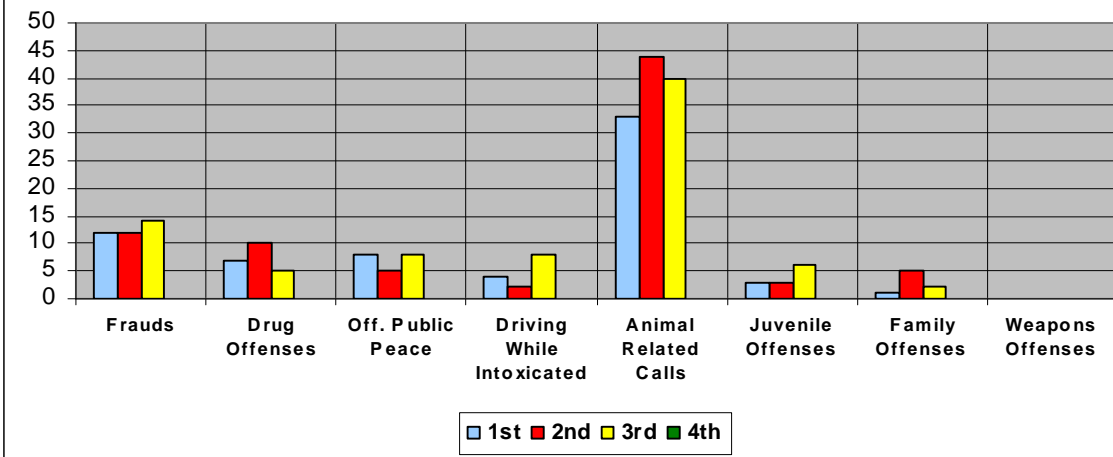


Offense Summary:

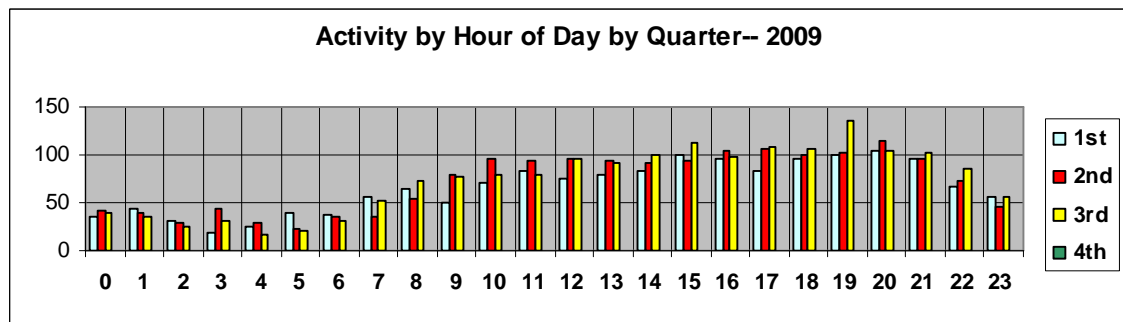
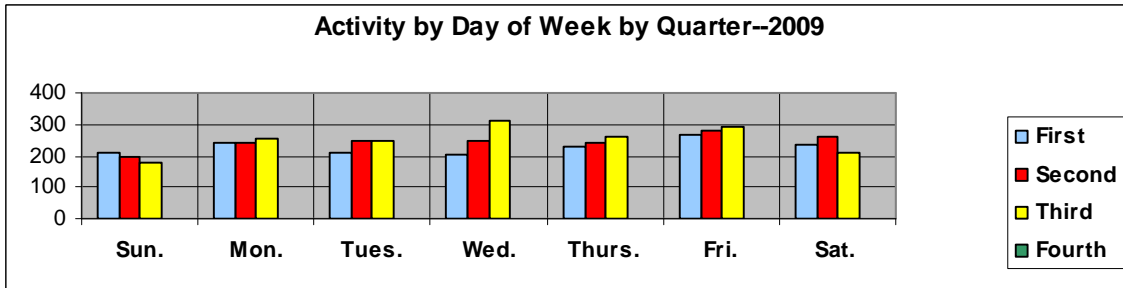


Part II Offenses and Activity--by Quarters 2009

People Related Calls: 1st=218 2nd=235 3rd=211 4th=
 Suspicious Activity: 1st=96 2nd=102 3rd=131 4th=



Activity by Day of Week and Time of Day:

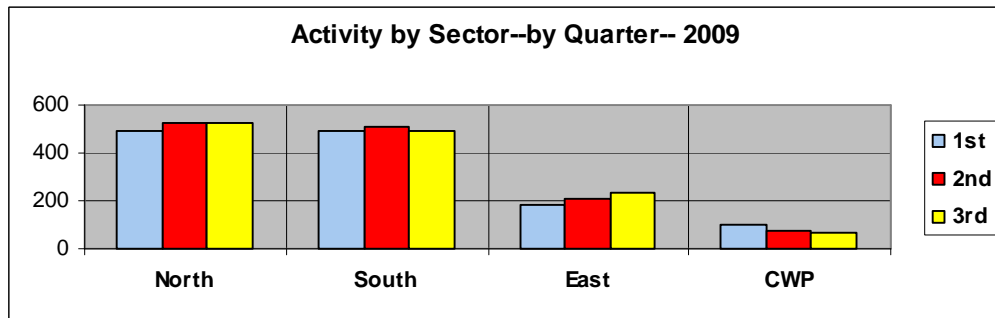
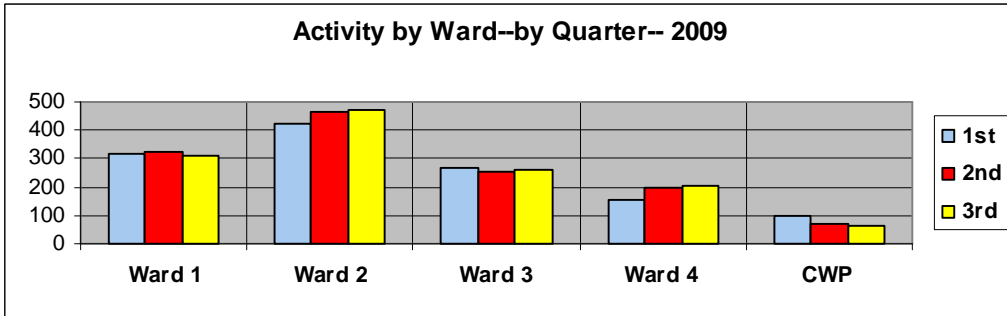




Monthly Crime / Activity Reports
2009 Third Quarter

| | Ward 1 | Ward 2 | Ward 3 | Ward 4 | Plaza | Total |
|---|--------|--------|--------|--------|-------|-------|
| Murder | 0 | 0 | 0 | 0 | 0 | 0 |
| Rape - Sexual Assault | 1 | 0 | 1 | 1 | 0 | 3 |
| Robbery | 0 | 1 | 0 | 0 | 0 | 1 |
| Burglary | 2 | 1 | 3 | 2 | 0 | 8 |
| Stealing | 9 | 47 | 16 | 8 | 17 | 97 |
| Property Damage | 1 | 10 | 2 | 2 | 1 | 16 |
| Motor Vehicle Theft | 0 | 0 | 0 | 0 | 0 | 0 |
| SubTotal Part1 | 13 | 59 | 22 | 13 | 18 | 125 |
| Frauds | 3 | 10 | 0 | 1 | 0 | 14 |
| Drug Offenses | 2 | 2 | 1 | 0 | 0 | 5 |
| Offenses Against Public Peace | 1 | 5 | 2 | 0 | 0 | 8 |
| Driving While Intoxicated | 1 | 4 | 2 | 1 | 0 | 8 |
| Traffic Accidents | 12 | 37 | 9 | 5 | 0 | 63 |
| Animal Related Calls | 12 | 11 | 7 | 10 | 0 | 40 |
| People Related | 44 | 68 | 59 | 37 | 3 | 211 |
| Juvenile Offenses | 2 | 1 | 0 | 3 | 0 | 6 |
| Non-Classified Suspicious Activity | 32 | 43 | 19 | 31 | 6 | 131 |
| Family Offenses | 0 | 0 | 2 | 0 | 0 | 2 |
| Miscellaneous Police Calls | 165 | 244 | 117 | 101 | 26 | 653 |
| Weapons Offenses | 0 | 0 | 0 | 0 | 0 | 0 |
| SubTotal Part2 | 274 | 425 | 218 | 189 | 35 | 1141 |
| Total Reported Offenses | 287 | 484 | 240 | 202 | 53 | 1266 |

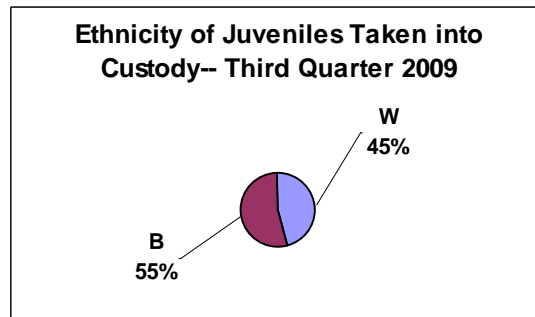
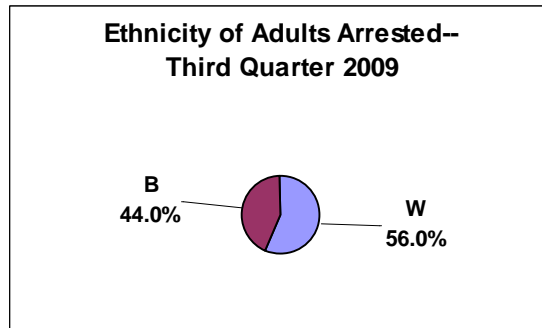
Activity by Ward and Sector:



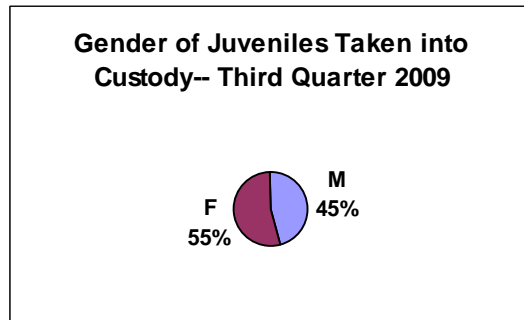
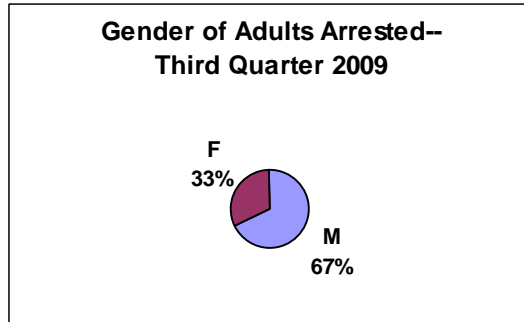
Arrest and Juvenile Data:

One hundred fifty adults and twenty-two juveniles were taken into custody in the Third Quarter. Thirty-two persons were issued summons in lieu of physical arrest.

The ethnicity of the person arrested was:



The gender of the persons taken into custody was:

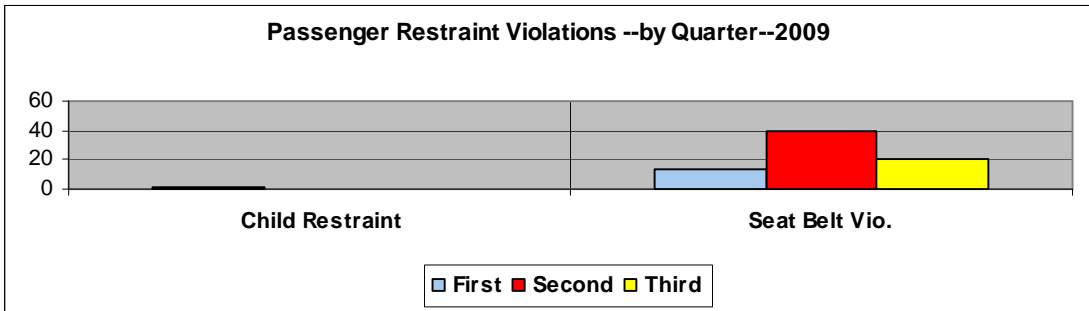
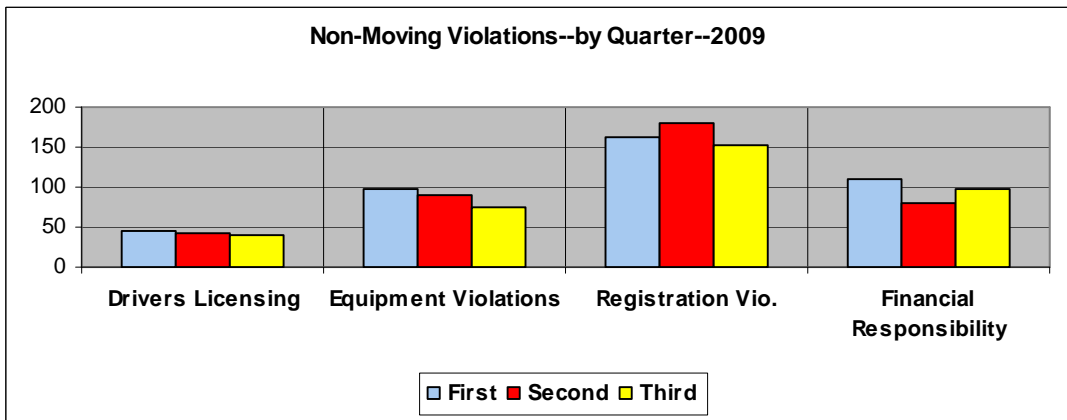
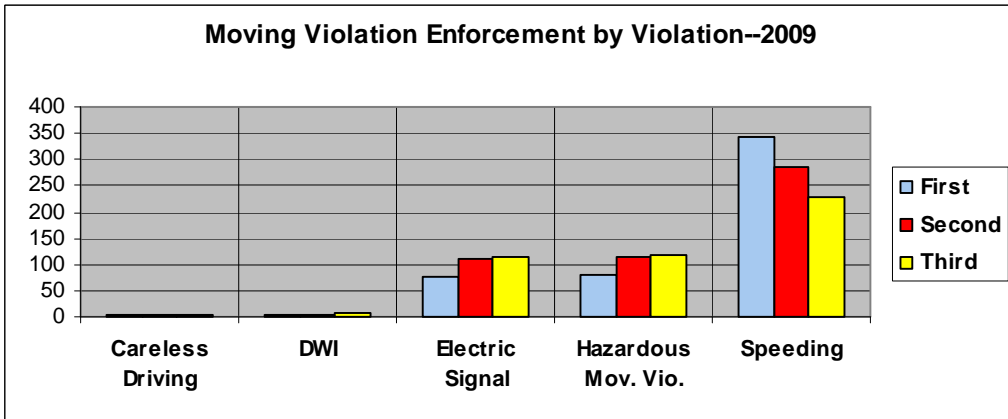
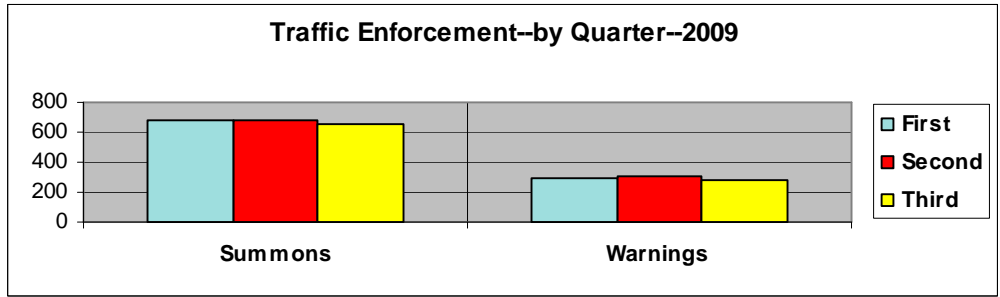


Traffic Enforcement:

Traffic Enforcement by Ward:

| Third Quarter | 2009 | | | | | |
|--------------------------|--------|--------|--------|--------|-------|-----|
| | Ward 1 | Ward 2 | Ward 3 | Ward 4 | Plaza | |
| Stop Sign | 30 | 4 | 6 | 9 | 0 | 49 |
| Careless Driving | 0 | 2 | 3 | 0 | 0 | 5 |
| DWI | 1 | 3 | 2 | 1 | 0 | 7 |
| Electric Signal | 55 | 54 | 1 | 3 | 1 | 114 |
| Hazardous Moving | 55 | 33 | 25 | 7 | 0 | 120 |
| Speeding | 72 | 31 | 40 | 84 | 0 | 227 |
| Passenger Restraint | 10 | 3 | 2 | 6 | 0 | 21 |
| Drivers License | 19 | 14 | 7 | 0 | 1 | 41 |
| Equipment | 24 | 23 | 24 | 3 | 0 | 74 |
| Registration | 64 | 54 | 27 | 7 | 1 | 153 |
| Financial Responsibility | 32 | 27 | 26 | 12 | 1 | 98 |
| Parking | 26 | 11 | 7 | 9 | 3 | 56 |
| | 388 | 259 | 170 | 141 | 7 | 965 |

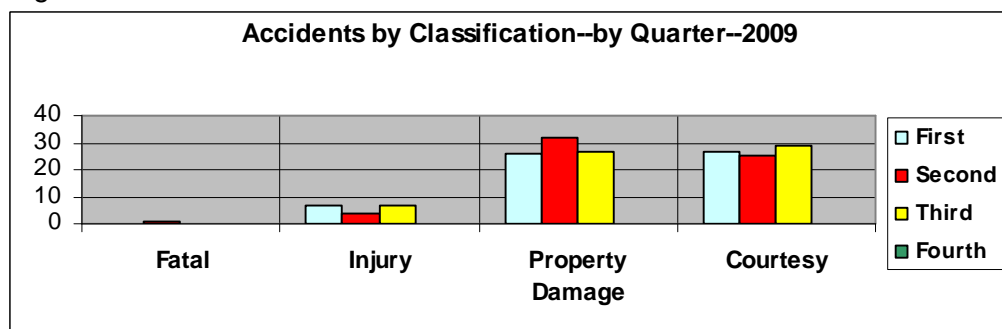
There were 909 traffic enforcement actions taken in the Third Quarter. These actions were divided as follows:



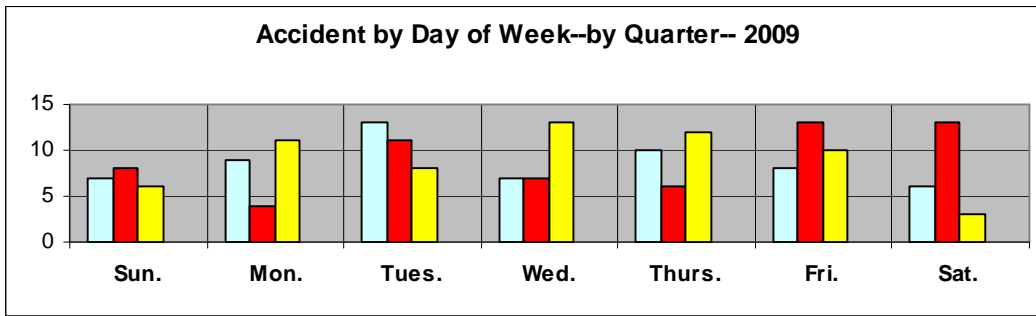
| Enforcement Locations | | Third Quarter | 2009 |
|-----------------------|-----|-------------------|------|
| Watson | 470 | Fieldcrest | 1 |
| CWP | 4 | General Grant | 1 |
| | | Glenfield | 1 |
| Sappington | 125 | Glenwood | 5 |
| Old Sappington | 122 | Harwich | 1 |
| I-44 | 1 | Lodge Pole | 9 |
| Big Bend | 4 | Manda | 8 |
| Pardee Rd | 2 | Mountain Ash | 1 |
| Pardee Ln. | 20 | Park Crestwood | 1 |
| Grant Rd | 25 | Pine Spray | 5 |
| East Watson | 10 | Rayburn | 7 |
| Garber | 16 | Red Oak | 1 |
| Liggett | 13 | Ridgewood | 5 |
| | | Roger Lee | 1 |
| Arrowwood | 1 | Rusdon | 3 |
| Aspen | 1 | Samoa | 2 |
| Banyon | 2 | Sanders | 3 |
| Cordoba | 2 | Sky Crest | 1 |
| Craigwood | 1 | Spellman | 2 |
| Crest Oak | 12 | Starling | 1 |
| Denton | 1 | Sturdy | 1 |
| Deves | 2 | Twincrest | 1 |
| Diversey | 1 | Villa Crest | 1 |
| Etherton | 2 | Whitecliff | 5 |
| Fernleaf | 2 | Wildwood | 1 |
| | | Yorkshire Estates | 2 |

Traffic Accidents:

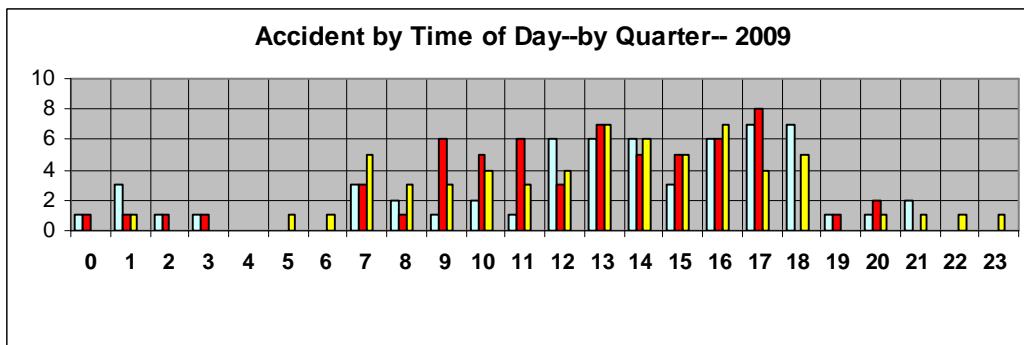
In the Third Quarter, there were 63 traffic accidents. These accidents were of the following classifications:



Accidents occurred on the following days of the week:



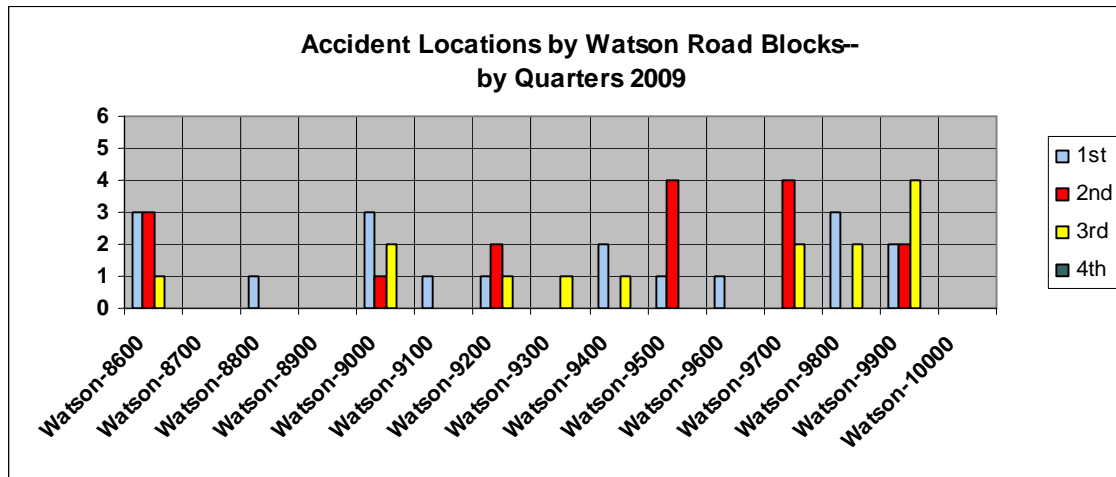
Accidents occurred during the following hours of the day:



Accidents occurred on the following streets in the Third Quarter:

| Accident Locations | Third Quarter 2009 | | |
|--------------------|--------------------|---------------|-------|
| | Watson | 24 | Acorn |
| CWP | 0 | Detjen | 2 |
| | | Eudora | 1 |
| Sappington | 6 | Fieldcrest | 1 |
| Old Sappington | 2 | General Grant | 1 |
| I-44 | 5 | Holmes | 1 |
| I-44 Ramp | 3 | Rayburn | 1 |
| Big Bend | 3 | Sanders | 2 |
| Pardee Rd. | 4 | Spellman | 1 |
| Pardee Ln. | 0 | Watson Plaza | 3 |
| Grant Rd. | 0 | Whitecliff | 1 |
| East Watson | 0 | | |
| Garber | 1 | | |
| Liggett | 0 | | |

Accidents occurred in the following blocks of Watson Road:



Accidents occurred at the following intersections:

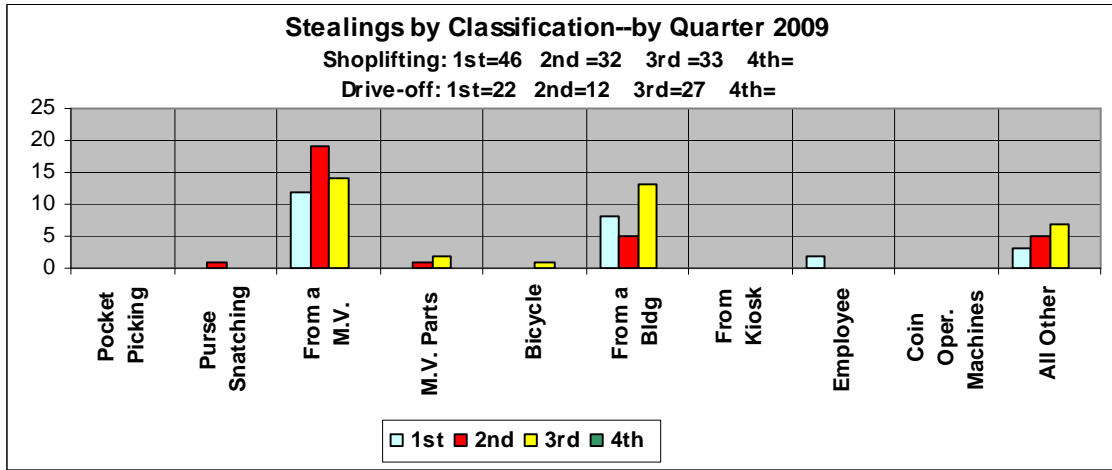
| Accident Intersections | Third Quarter 2009 |
|-----------------------------|--------------------|
| Watson & Pardee Lane | 1 |
| Watson & Watson Industrial | 1 |
| Watson & Sappington | 5 |
| Watson & Glenwood | 1 |
| Watson & Sturdy | 1 |
| Sappington & Big Bend | 1 |
| Sappington & Detjen | 1 |
| Sappington & Twincrest | 2 |
| Sappington & Watson | 2 |
| Sappington & Pine Spray | 1 |
| Old Sappington & Sappington | 1 |
| Old Sappington & Gallop | 1 |
| Pardee & Grant | 1 |
| Pardee & Pardee Spur | 1 |
| Detjen & Sappington | 1 |
| Garber & Banyon Tree | 1 |
| General Grant & Oakwyck | 1 |
| Rayburn & Sappington | 1 |
| Watson Plaza & Sappington | 1 |

Accident Causes:

| Accident Causes: | Third Quarter 2009 |
|-------------------------|--------------------|
| Vehicle Defects | 3 |
| Too Fast for Conditions | 3 |
| Following Too Closely | 6 |
| Improper Backing | 2 |
| Improper Turn | 1 |
| Failed to Yield | 5 |
| Alcohol | 1 |
| Physical Impairment | 1 |
| Inattention-Cell Phone | 1 |
| Inattention-Other | 5 |
| None | 5 |

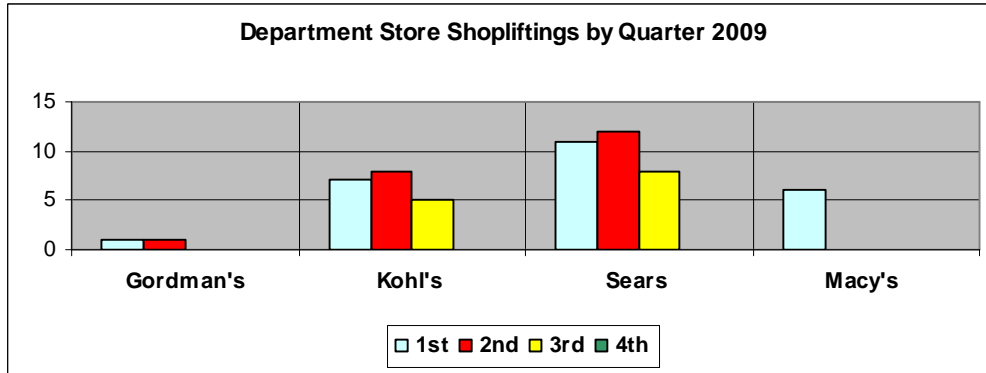
Stealings:

There were 97 stealings in the Third Quarter. These stealings were of the following classifications:



Shopliftings:

There were 33 shopliftings reported in the Third Quarter. This was 34% of the stealings. Shopliftings occurred at the following stores:



Thirty-nine percent of the shopliftings occurred at the Department Stores. The remaining 61% occurred at the following stores:

| Shoplifting Locations | Third Quarter 2009 |
|-----------------------|--------------------|
| Multiple Victims | 1 |
| Finish Line | 1 |
| Gap | 2 |
| Journeys | 1 |
| Mobil | 4 |
| Sam' Clubs | 1 |
| Shop & Save | 10 |

Communications:

In the Third Quarter, Communications handled 15,007 telephone contacts and 1464 9-1-1 calls. This is a daily average of 163 telephone calls and sixteen 9-1-1 calls.

