



Internal Memorandum

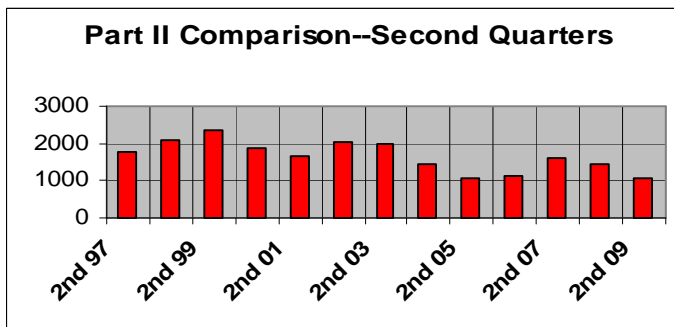
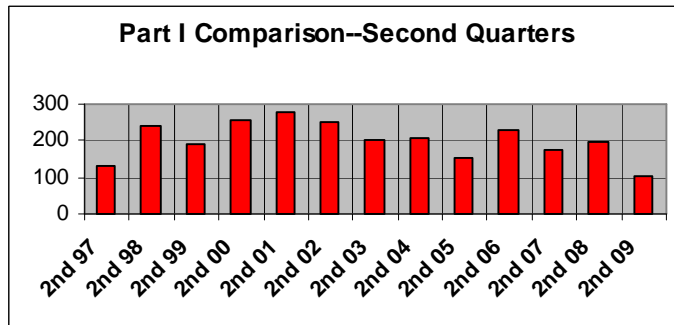
07-18-2009

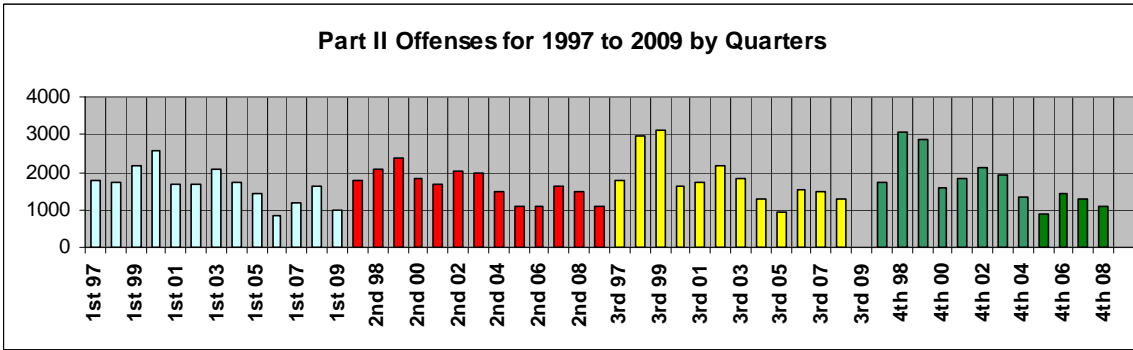
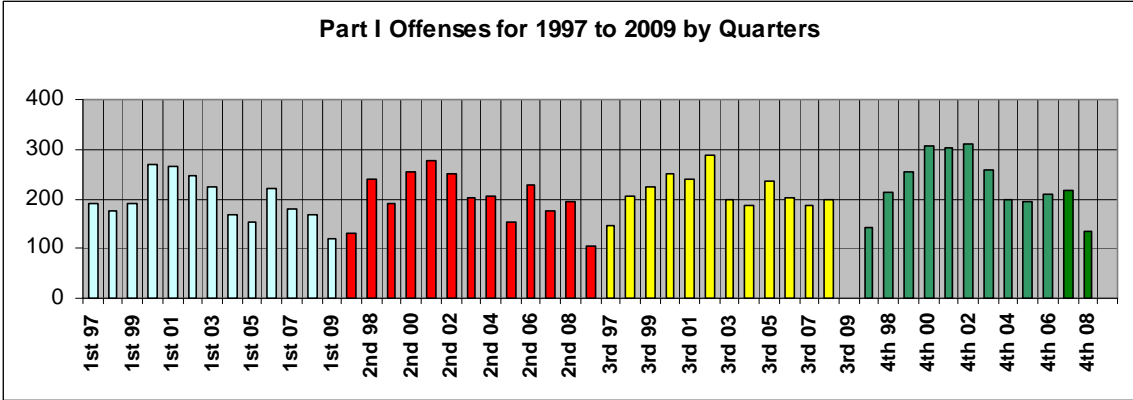
To: Chief Michael Paillou

Fr: Capt. Frank Arnoldy

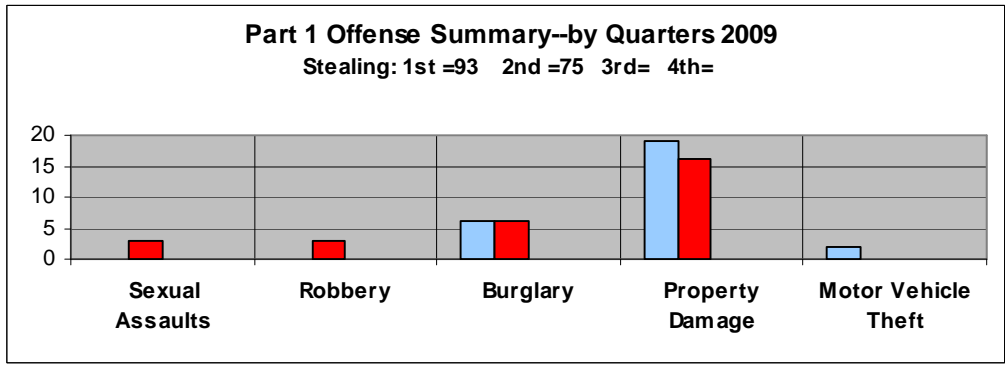
Topic: Second Quarter 2009 Public Report

Comparison of Quarters and Years:



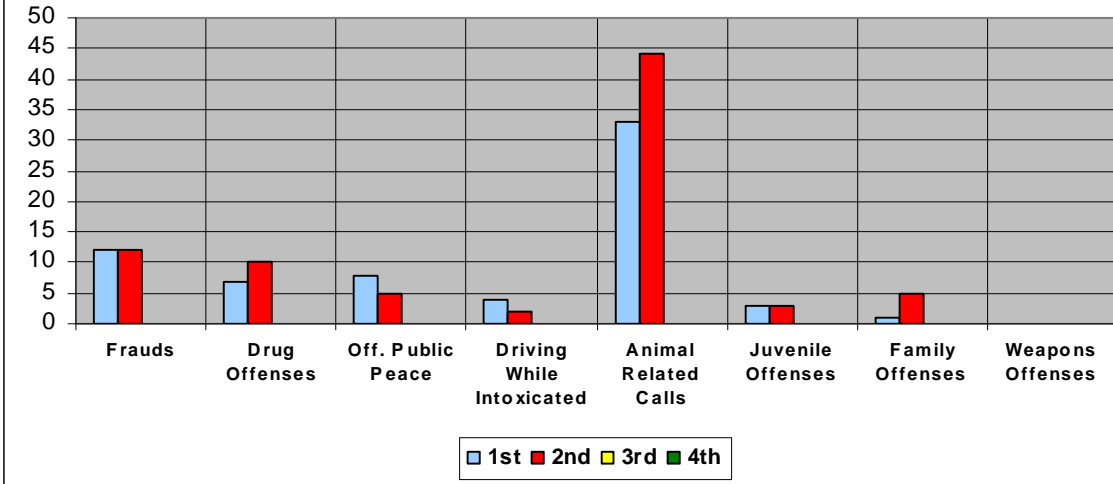


Offense Summary:

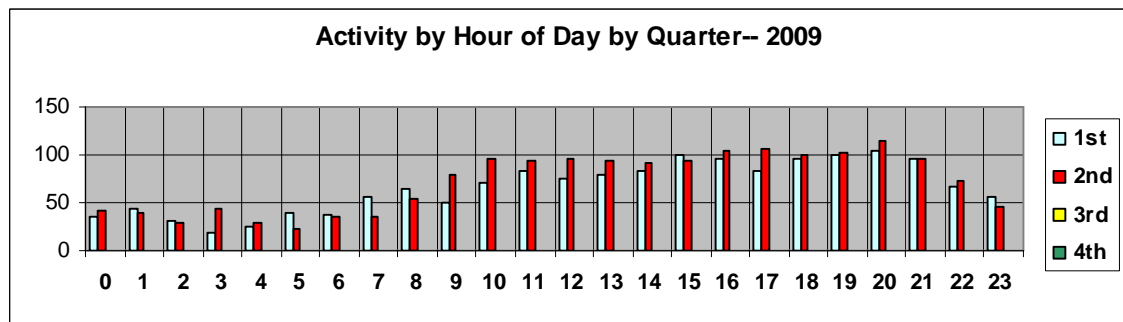
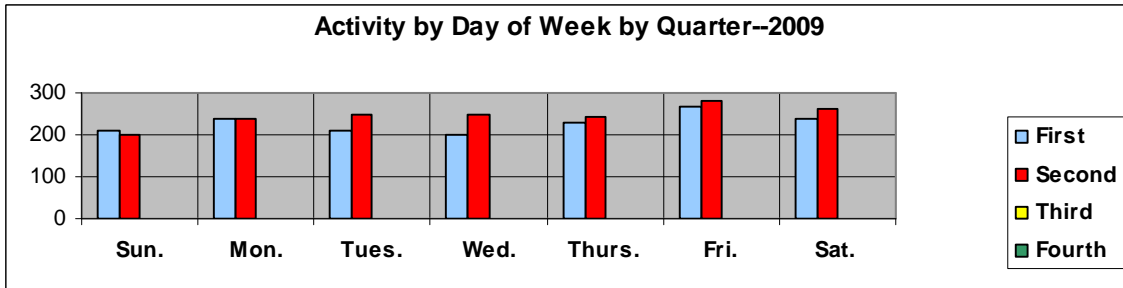


Part II Offenses and Activity--by Quarters 2009

People Related Calls: 1st=218 2nd=235 3rd= 4th=
 Suspicious Activity: 1st=96 2nd=102 3rd= 4th=



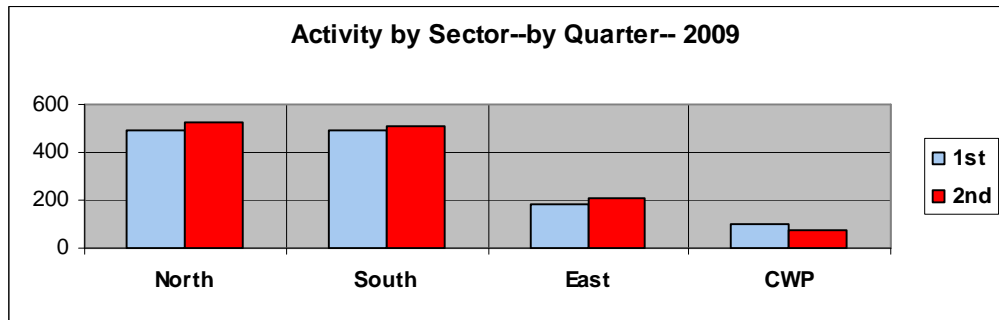
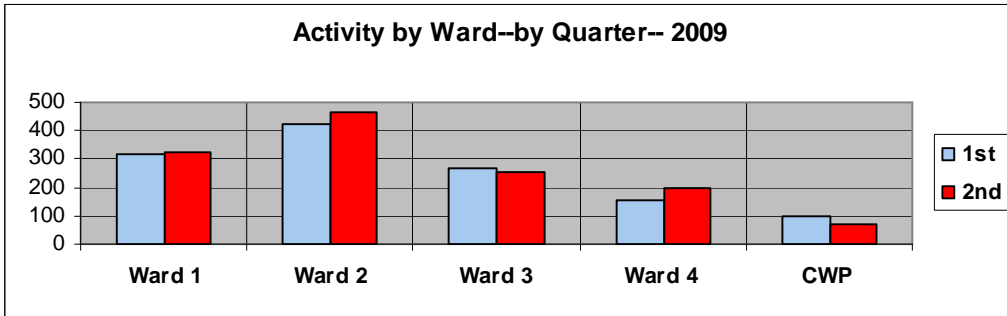
Activity by Day of Week and Time of Day:





Monthly Crime / Activity Reports						
2009 Second Quarter						
	1	2	3	4	P	
Murder	0	0	0	0	0	0
Rape - Sexual Assault	0	0	1	2	0	3
Robbery	2	1	0	0	0	3
Burglary	4	1	0	1	0	6
Stealing	10	35	3	5	22	75
Property Damage	2	4	5	3	2	16
Motor Vehicle Theft	0	0	0	0	0	0
SubTotal Part1	18	41	9	11	24	103
Frauds	3	7	2	0	0	12
Drug Offenses	2	2	5	1	0	10
Offenses Against Public Peace	0	3	1	1	0	5
Driving While Intoxicated	0	2	0	0	0	2
Traffic Accidents	16	25	12	4	5	62
Animal Related Calls	10	7	16	11	0	44
People Related	66	68	66	32	3	235
Juvenile Offenses	1	0	2	0	0	3
Non-Classified Suspicious Activity	27	32	16	21	6	102
Family Offenses	2	3	0	0	0	5
Miscellaneous Police Calls	162	221	106	97	27	613
Weapons Offenses	0	0	0	0	0	0
SubTotal Part2	289	370	226	167	41	1093
Total Reported Offenses	307	411	235	178	65	1196

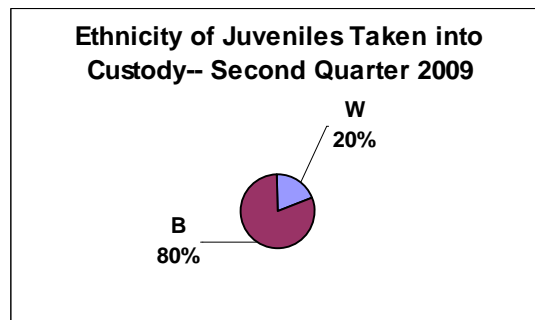
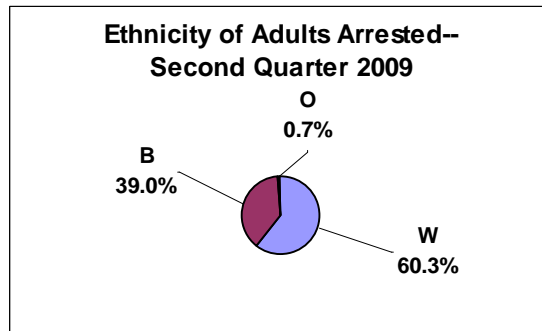
Activity by Ward and Sector:



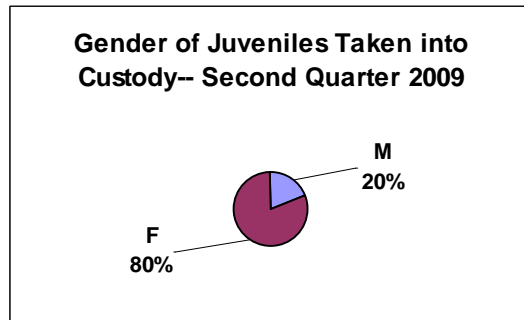
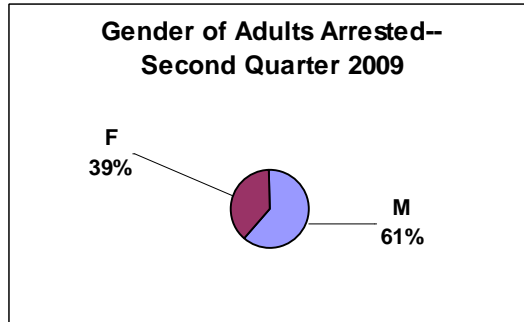
Arrest and Juvenile Data:

One hundred thirty-six adults and fifteen juveniles were taken into custody in the Second Quarter. Fifteen persons were issued summons in lieu of physical arrest.

The ethnicity of the person arrested was:



The gender of the persons taken into custody was:

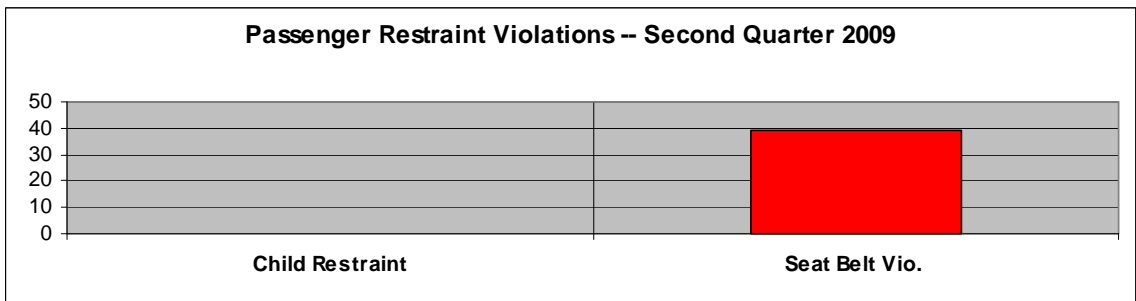
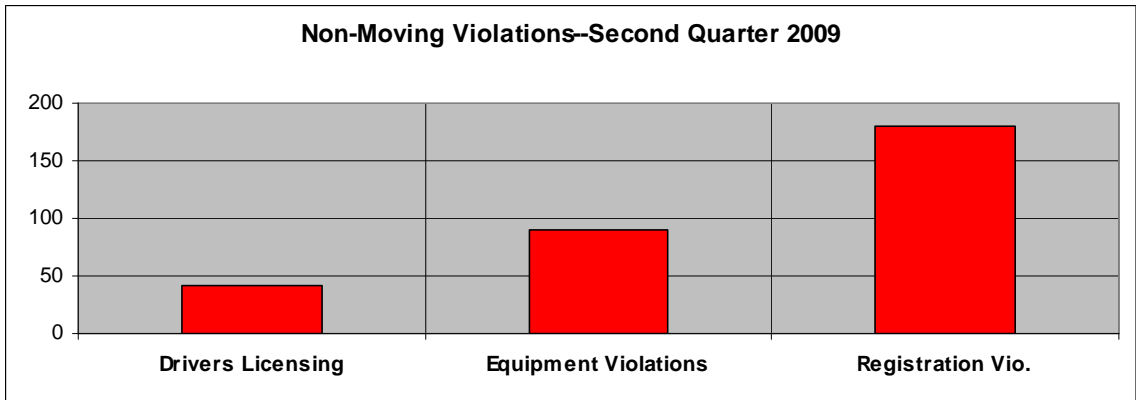
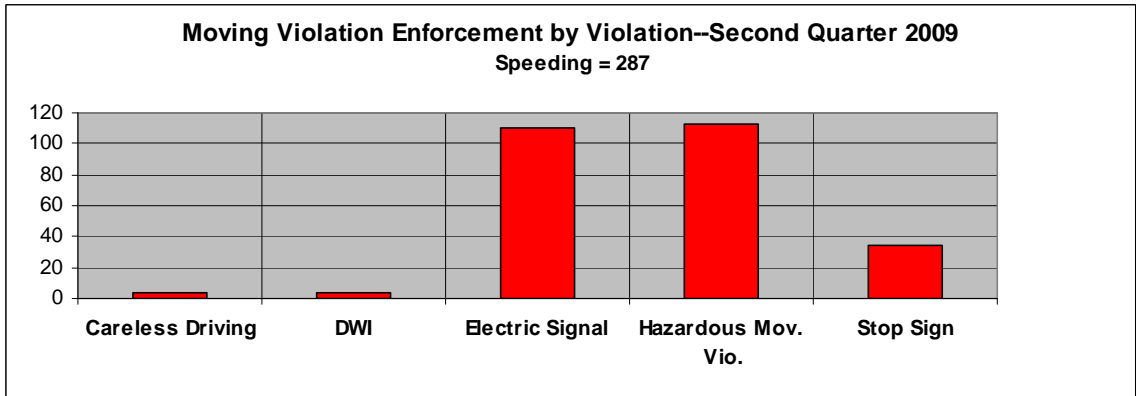
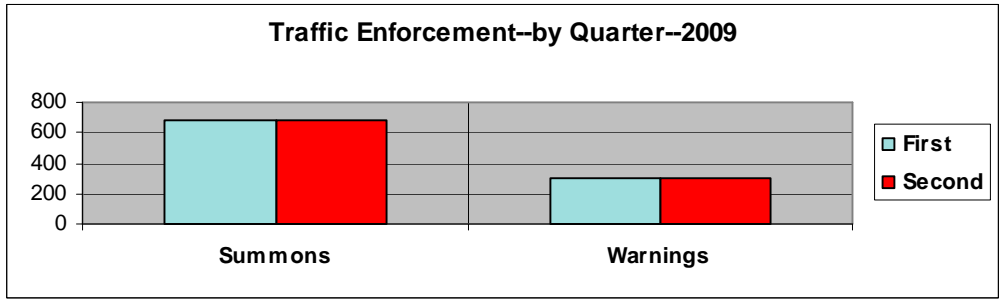


Traffic Enforcement:

Traffic Enforcement by Ward:

Second Quarter	2009					
	Ward 1	Ward 2	Ward 3	Ward 4	Plaza	
Stop Sign	8	0	13	13	0	34
Careless Driving	2	0	1	1	0	4
DWI	0	2	2	0	0	4
Electric Signal	45	55	7	3	0	110
Hazardous Moving	50	27	24	10	2	113
Speeding	96	58	75	58	0	287
Passenger Restraint	17	9	9	3	1	39
Drivers License	20	13	5	4	0	42
Equipment	32	33	20	5	1	91
Registration	64	61	45	8	2	180
Financial Responsibility	33	22	17	8	1	81
Parking	13	8	7	3	3	34
	380	288	225	116	10	1019

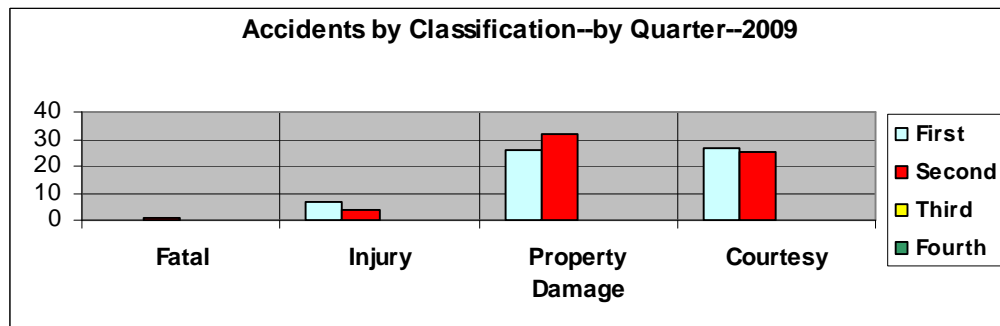
There were 1019 traffic enforcement actions taken in the Second Quarter. These actions were divided as follows:



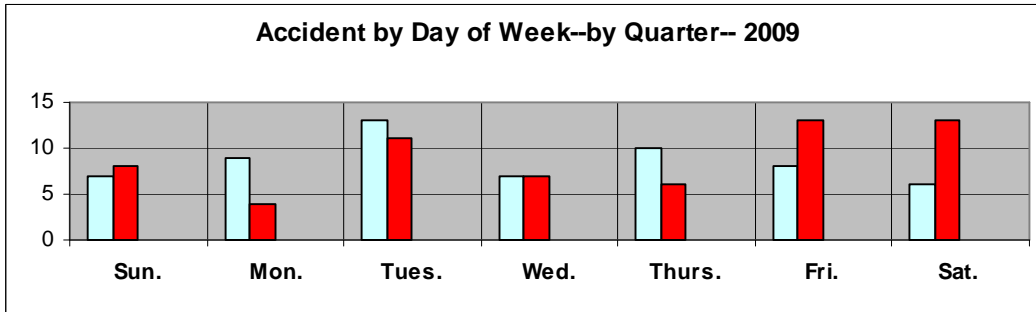
Enforcement Locations	Second	Quarter	2009
Watson	498	Glenwood	6
CWP	7	Grovena	1
		Hartsdale	1
Sappington	127	Harwich	2
Old Sappington	128	Lodge Pole	1
I-44	0	Lowill	1
Big Bend	4	Maebern	1
Pardee Rd	24	Manda	6
Pardee Ln.	31	Park Crestwood	10
Grant Rd	23	Pine Spray	1
East Watson	10	Rayburn	11
Garber	6	Ridgewood	1
Liggett	7	Rosaire	1
		Samoa	5
Brookview	1	Sanders	3
Camera	4	Sheryl Ann	1
Carrimae	3	Spellman	1
Clover	3	Starling	3
Crain	1	Sturdy	1
Crest Oak	11	Sunray	1
Detjen	1	Twincrest	2
Fieldcrest	2	Vauk	3
Gallop	1	Watson Plaza	1
General Grant	1	Whitecliff	24
Glenfield	2	Woodbine	1

Traffic Accidents:

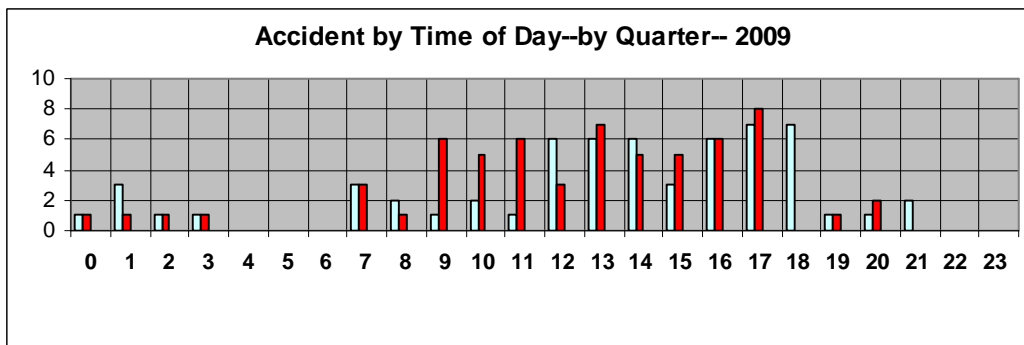
In the Second Quarter, there were 62 traffic accidents. These accidents were of the following classifications:



Accidents occurred on the following days of the week:



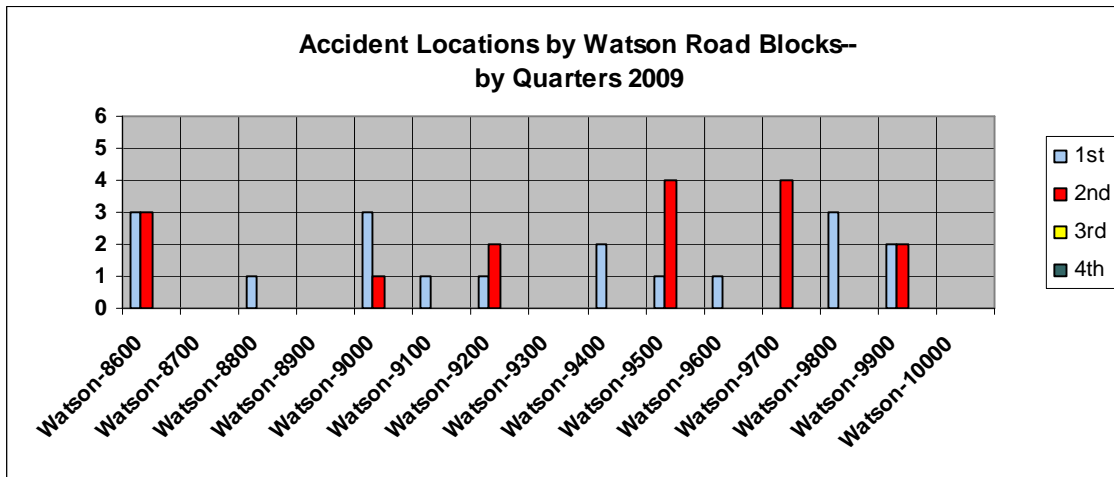
Accidents occurred during the following hours of the day:



Accidents occurred on the following streets in the Second Quarter:

Accident Locations	Second	Quarter	2009
Watson	28	Capri	1
CWP	5	Clydesdale	1
		Eddie & Park	1
Sappington	7	Fox Park	1
Old Sappington	0	General Grant	1
I-44	1	Leawood	1
I-44 Ramp	2	Pinellas	1
Big Bend	3	Queenston	1
Pardee Rd.	2	Samoa	1
Pardee Ln.	0	Sanders	1
Grant Rd.	0	Sheryl Ann	1
East Watson	0	Sturdy	1
Garber	0	Volz	1
Liggett	0	Watson Plaza	1

Accidents occurred in the following blocks of Watson Road:



Accidents occurred at the following intersections:

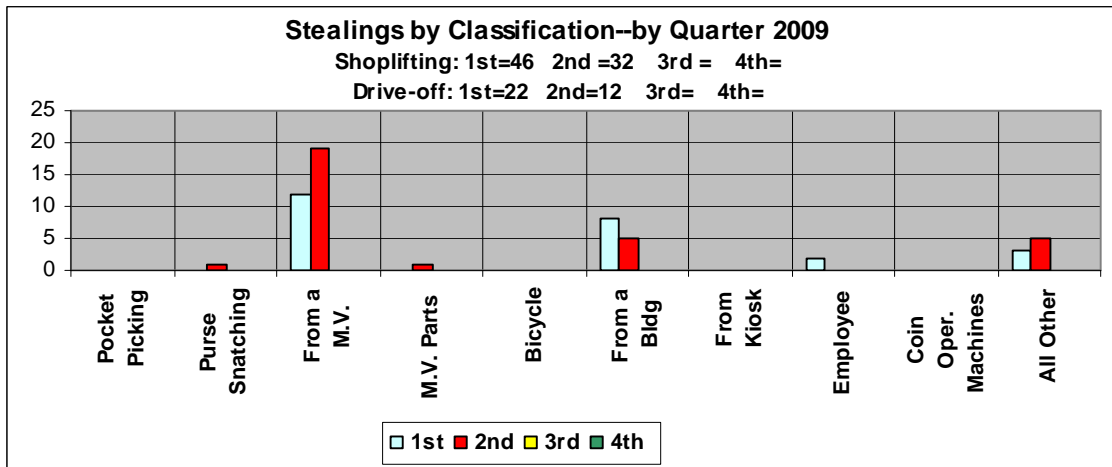
Accident Intersections	Second Quarter 2009
Watson & Rock Hill	1
Watson & Grant	1
Watson & Pardee Lane	2
Watson & Watson Industrial	1
Watson & East Plaza Exit	1
Watson & Park Crestwood	2
Watson & Sappington	1
Watson & Glenwood	1
Watson & Sturdy	2
Sappington & Big Bend	3
Sappington & Twincrest	2
Sappington & Gallop	1
Sappington & Old Sappington	1
Sanders & Clover	1
Eddie & Park & Lowill	1

Accident Causes:

Accident Causes:	Second Quarter 2009
Too Fast for Conditions	4
Wrong Side-Not Passing	1
Following Too Closely	4
Improper Backing	5
Improper Turn	1
Improper Lane Usage	2
Failed to Yield	6
Alcohol	1
Drugs	1
Physical Impairment	3
Inattention	7
None	2

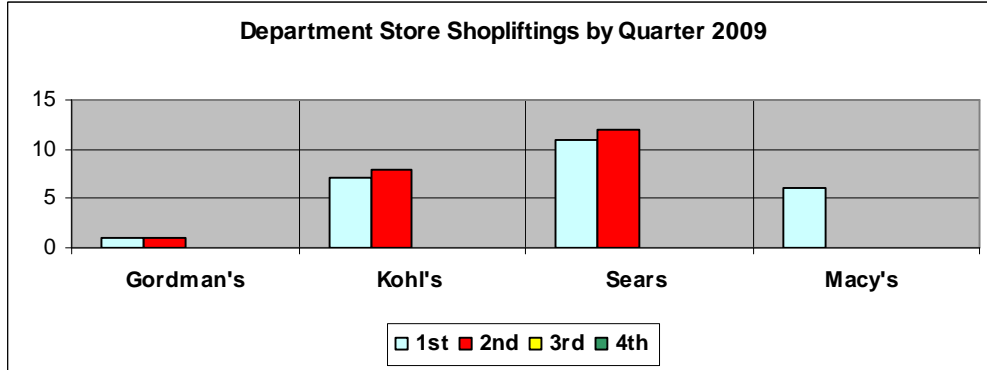
Stealings:

There were 75 stealings in the Second Quarter. These stealings were of the following classifications:



Shopliftings:

There were 32 shopliftings reported in the Second Quarter. This was 43% of the stealings. Shopliftings occurred at the following stores:



Sixty-five percent of the shopliftings occurred at the Department Stores. The remaining 35% occurred at the following stores:

Shoplifting Locations	Second	Quarter	2009
Multiple Victims	1	Sam' Clubs	1
Best Buy	1	Schnucks	1
Claire's	1	Shop & Save	1
Foot Locker	1	Walgreens	1
Mobil	1	Wet Seal	1
Payless Shoes	1		

Communications:

In the Second Quarter, Communications handled 11,377 telephone contacts and 1616 9-1-1 calls. This is a daily average of 125 telephone calls and eighteen 9-1-1 calls.

