



Internal Memorandum

04-24-2010

To: Chief Michael Paillou

Fr: Deputy Chief Frank Arnoldy

Topic: March 2010 Public Report


This is the report of the activity of the Crestwood Police Department for the month of March 2010. In March 2010, there were 28 Part I offenses and 415 Part II offenses for a total of 443. This compares with 43 Part I offenses and 366 Part II offenses for a total of 409 in March 2009. The main difference was in the number of stealings in Part I and traffic stops in Part II.

There was one sexual assault reported in March and involved a male employee of a business and two female employees. The male was arrested, booked and released pending application for warrants.

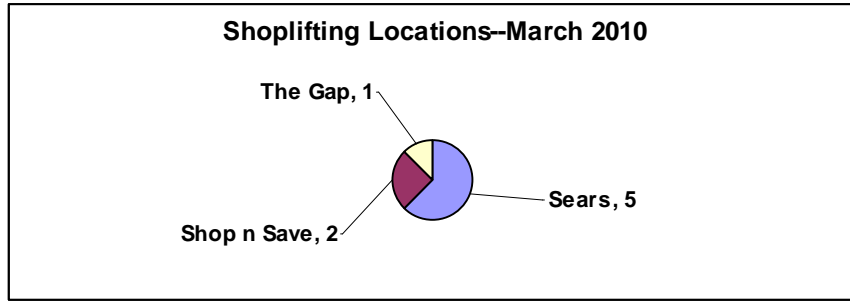
There were two assaults in March 2010 and both involved domestic violence. In both cases, the parties knew each other prior to the assaults.

Stealing offenses numbered 21 in March 2010.

Stealings were of the following classifications in March 2010:

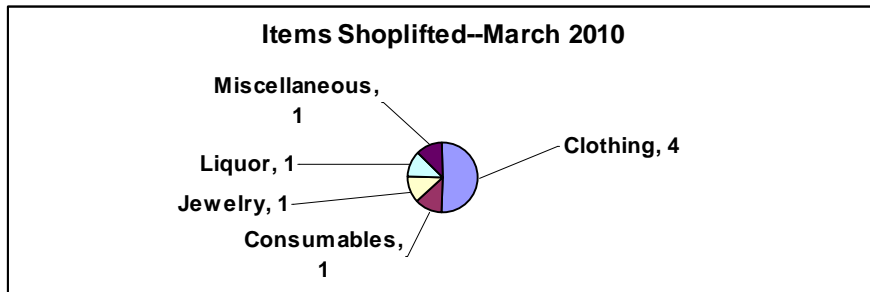


Shopliftings accounted for eight of the 21 stealings in March 2010 or 38%. The shopliftings occurred at the following stores in March 2010:

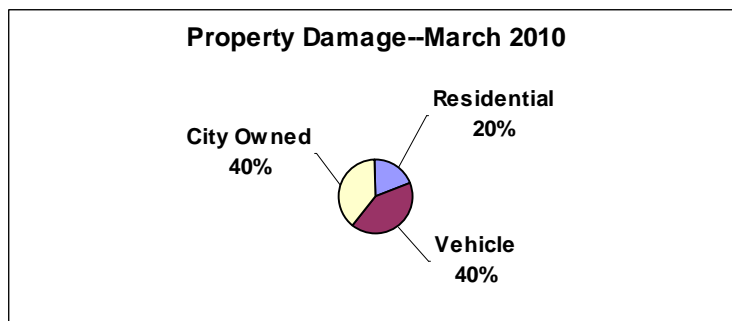


Of the shopliftings, 75% were cleared by arrest and adults accounted for 100% of the clearances.

The items shoplifted were found to be:



There were five property damages in March 2010 and they were of the following classifications:



The two City-owned were a sign damaged in Whitecliff Park and a tree cut down in Crestwood Park.

There was one stolen vehicles in March 2010. A blue 2007 Honda Shadow 600 motorcycle was taken from a neighbor's carport sometime in mid-December and the owner just reported the motorcycle stolen on 03-15-2010. The motorcycle may have been taken as part of the foreclosure on the victim's residence.

Part I offenses numbered 28 in March 2010.

Part II:

In March 2010, there were five frauds reported, one forgery, one credit card fraud, one identity theft and two all other type frauds. There were three drug offenses, one possession of marijuana and two possessions of drug paraphernalia. The one offense against public peace was a false report. There were eighteen traffic accidents, two DWI cases, sixteen animal calls and 82 people related calls including 79 medical emergencies and three sudden deaths. There were 37 calls for suspicious activity and 172 miscellaneous Police service calls.

Part II offenses totaled 332 in March 2010.



**Monthly Crime / Activity Reports
2010 March**

	Ward 1	Ward 2	Ward 3	Ward 4	Plaza	Total
Murder	0	0	0	0	0	0
Rape - Sexual Assault	0	0	1	0	0	1
Robbery	0	0	0	0	0	0
Burglary	0	0	0	0	0	0
Stealing	2	12	1	0	6	21
Property Damage	0	1	1	3	0	5
Motor Vehicle Theft	1	0	0	0	0	1
SubTotal Part1	3	13	3	3	6	28
Frauds	1	2	1	0	1	5
Drug Offenses	1	1	1	0	0	3
Offenses Against Public Peace	0	1	0	0	0	1
Driving While Intoxicated	0	1	1	0	0	2
Traffic Accidents	6	8	0	2	2	18
Animal Related Calls	7	4	1	0	0	16
People Related	16	28	23	14	1	82
Juvenile Offenses	0	0	0	0	0	0
Non-Classified Suspicious Activity	6	18	5	8	0	37
Family Offenses	0	0	0	0	0	0
Miscellaneous Police Calls	38	62	38	30	4	172
Weapons Offenses	0	0	0	0	0	0
SubTotal Part2	75	125	70	54	8	332
Total Reported Offenses	78	138	73	57	14	360

In March 2010 in Ward One, stealings numbered two with one at addresses on Watson Road and one in the neighborhoods and there were no property damages. There was one stolen motorcycle from a residence on Trelane. There was one fraud and one drug offense. There were six traffic accidents, sixteen people related calls and seven animal related calls. Suspicious activity calls numbered six and occurred on four different streets and there were 38 miscellaneous police service calls.

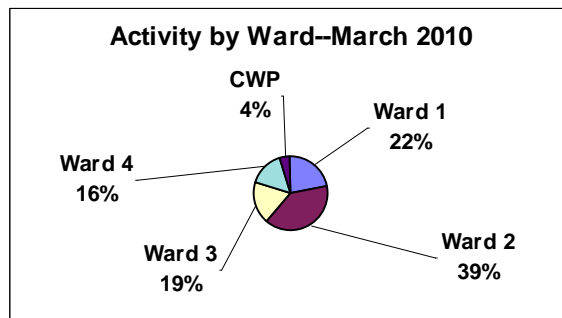
In Ward Two in March 2010, stealings numbered twelve with eight at addresses on Watson Road, Watson Plaza and Big Bend and four in the neighborhoods. Property damages numbered one with one at an address in Watson Plaza. There were two frauds, one drug offense and one offense against public peace. There was one DWI and eight traffic accidents, 28 people related calls and four animal related calls. Suspicious activity calls numbered eighteen and occurred on nine different streets and there were 62 calls for miscellaneous police services.

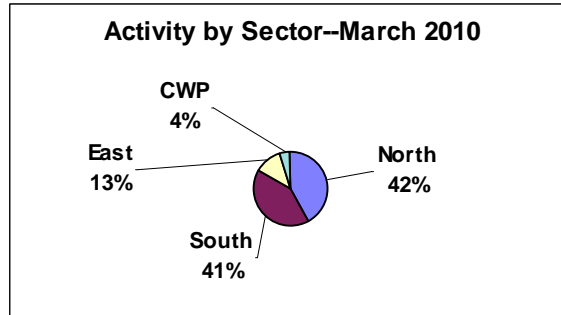
In March 2010 in Ward Three, there was one sexual offense at a business between employees. Stealings numbered one with one at an address in the neighborhoods. Property damages numbered one in Whitecliff Park. There was one fraud and one drug offense. There was one DWI and no traffic accidents, 23 people related calls and one animal related calls. Suspicious activity calls numbered five and occurred on four different streets and there were 38 miscellaneous police service calls.

In Ward Four in March 2010, there were no stealings and property damages numbered three, two in Crestwood Park and one in the neighborhoods. There were two traffic accidents, fourteen people related calls and no animal related calls. Suspicious activity calls numbered eight and occurred on eight different streets and there were 30 calls for miscellaneous police services.

In Crestwood Plaza, stealings numbered six with six shopliftings and no property damages. There was one fraud, one people related call and no suspicious activity calls and there were four police service calls of a miscellaneous nature.

CAD Activity by Ward and Sector:



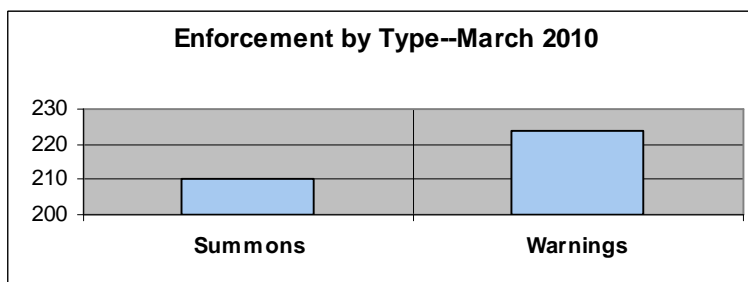


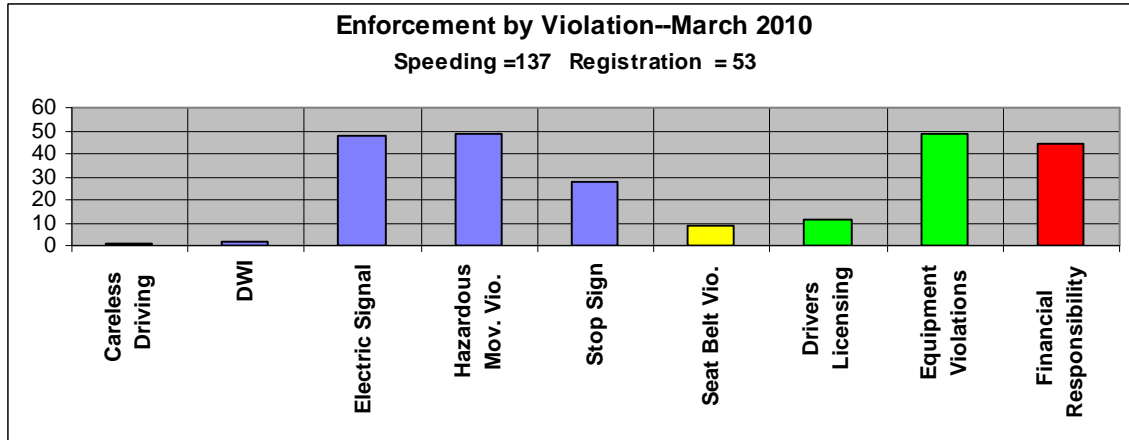
Traffic Enforcement:

Traffic Enforcement by Ward:

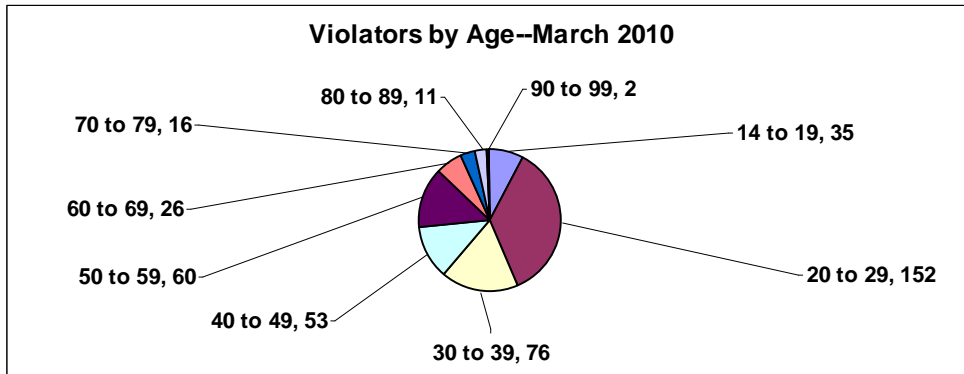
March	2010					
	Ward 1	Ward 2	Ward 3	Ward 4	Plaza	
Stop Sign	8	4	9	7	0	28
Careless Driving	0	0	0	1	0	1
DWI	0	1	1	0	0	2
Electric Signal	14	23	11	0	0	48
Hazardous Moving	21	13	9	4	2	49
Speeding	42	26	23	46	0	137
Passenger Restraint	4	2	0	2	1	9
Drivers License	5	4	0	2	0	11
Equipment	19	14	10	6	0	49
Registration	17	22	11	3	0	53
Financial Responsibility	15	14	11	4	0	44
Parking	5	10	6	5	0	26
	150	133	91	80	3	457

There were 431 traffic enforcement actions taken in the month of March 2010. These actions were divided as follows:





The age of the violator was determined to be:




Enforcement Actions were taken on the following streets:

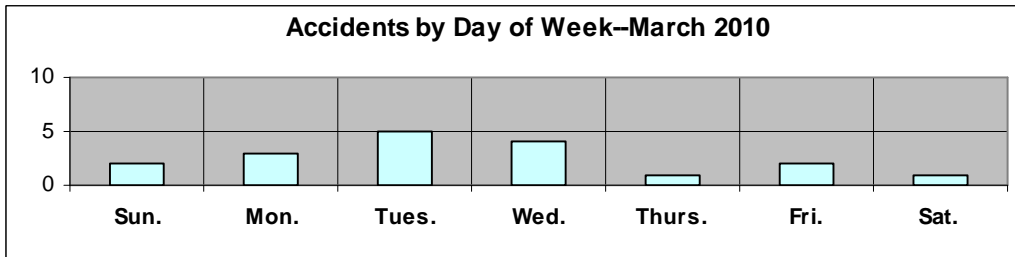
Enforcement Locations	March 2010	
Watson	183	Detjen 1
CWP	0	Glenwood 1
Sappington	95	Grant Haven 1
Old Sapp.	53	Grant Trail 1
I-44	1	Harwich 2
Big Bend	0	Holmes 3
Pardee Rd.	5	Lodge 3
Pardee Ln.	17	Lodge Pole 4
Grant Rd.	10	Manda 3
East Watson	8	Oakridge 1
Garber	7	Pinellas 1
Liggett	10	Queenston 1
		Rayburn 10
Banyon Tree	1	Starling 1
Briarton	1	Watson Plaza 1
Crest Oak	2	Whitecliff 3
		Yorkshire Estates 1

Traffic Accidents:

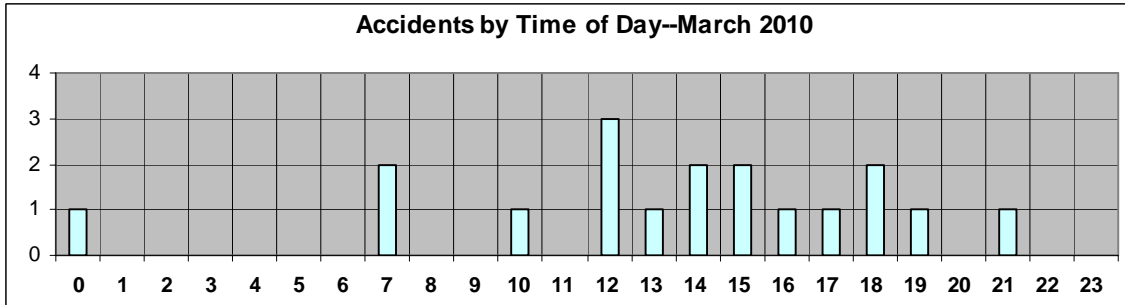
In March 2010, there were eighteen traffic accidents reported. These accidents were of the following classifications:



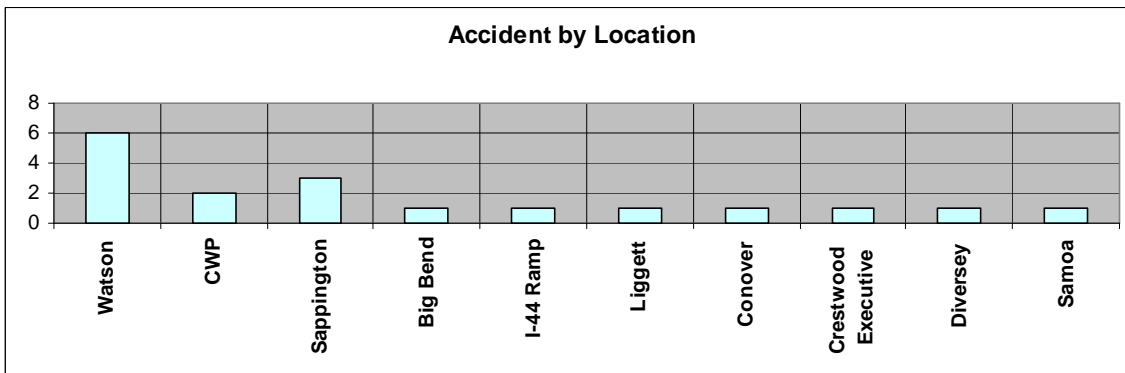
Accidents occurred on the following days of the week:



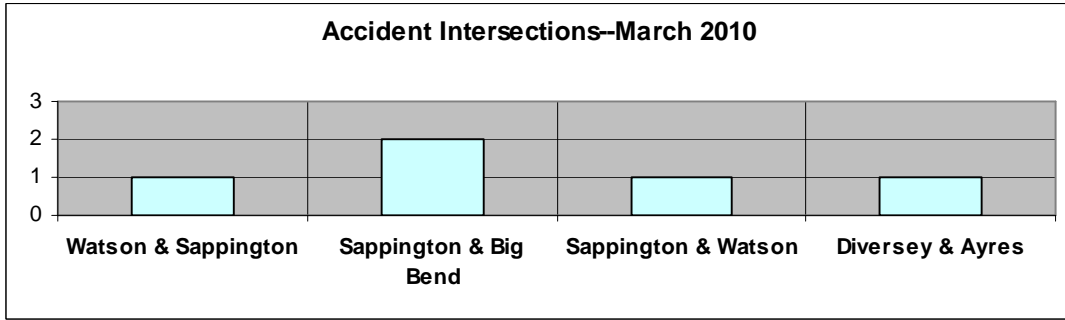
Accidents occurred during the following hours of the day:



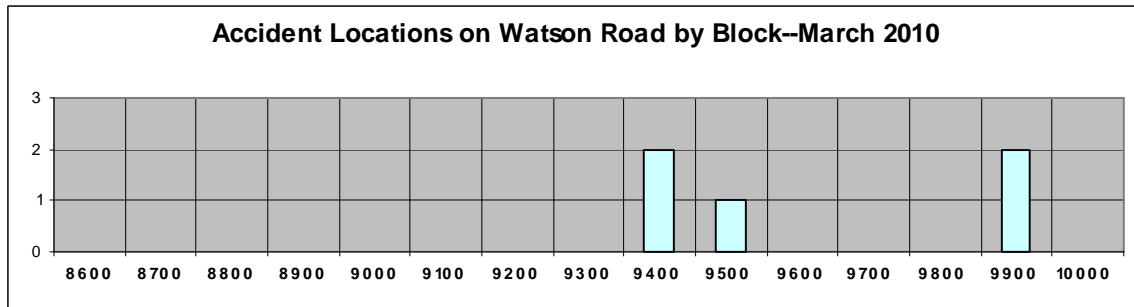
Accidents occurred on the following streets in March 2010:



Accidents occurred at the following intersections:



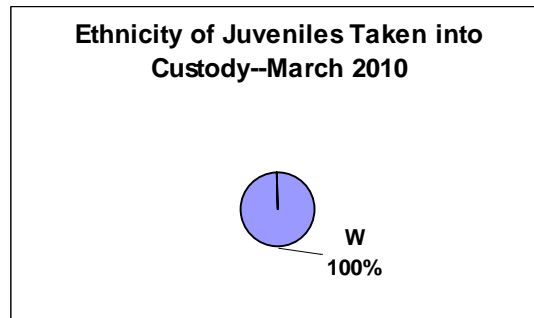
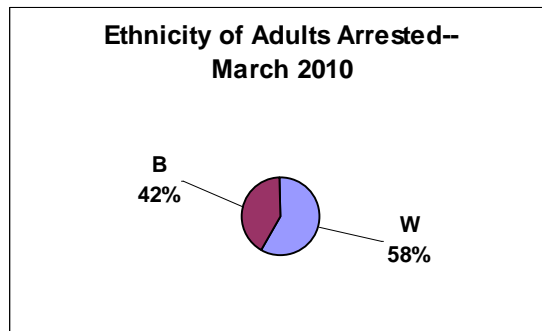
Accidents occurred in the following blocks of Watson Road:



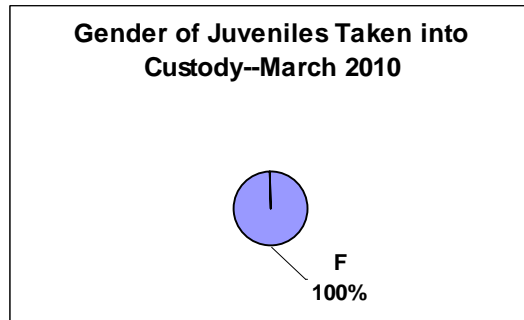
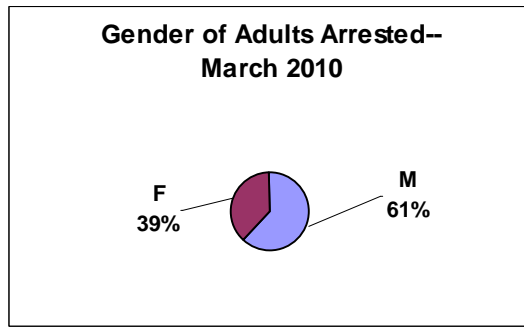
Arrest Information:

Thirty-eight adults and one juvenile were taken into custody in March 2010. Seven persons were issued summons in lieu of physical arrests.

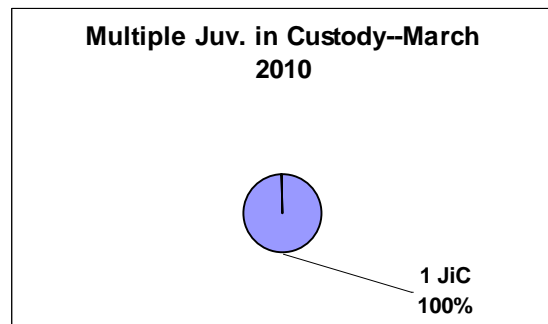
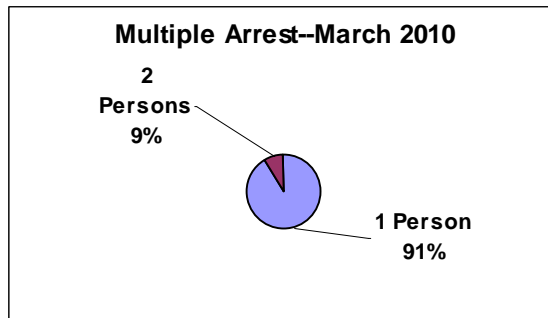
The ethnicity of the person taken into custody was:



The gender of the persons taken into custody was:



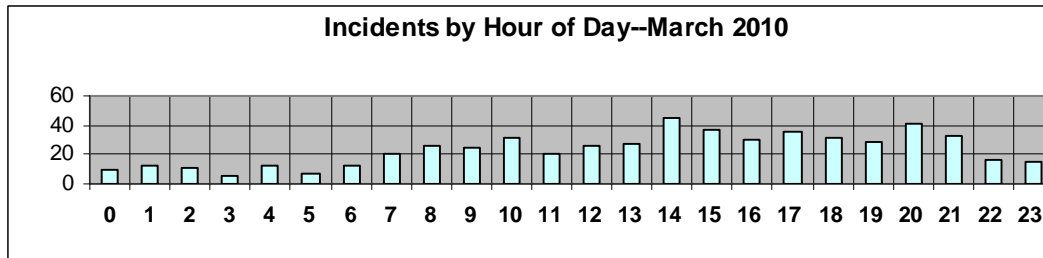
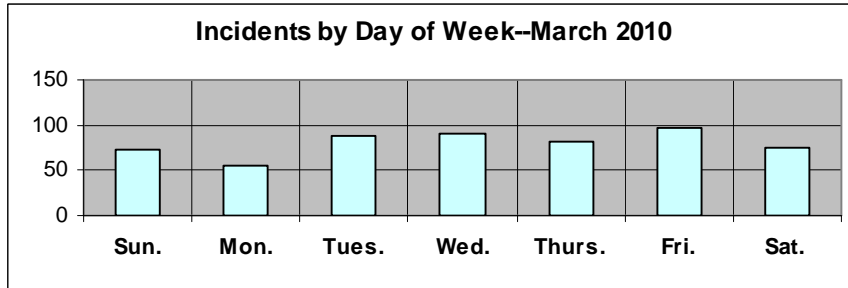
Multiple Arrests:



Multiple arrests are tracked due to the manpower and time required to safely transport and process multiple prisoners from the same incident.

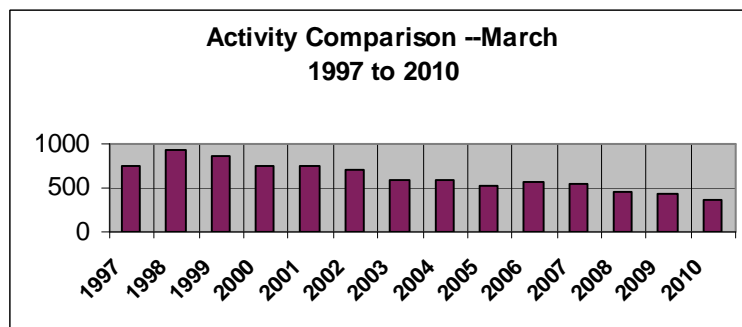
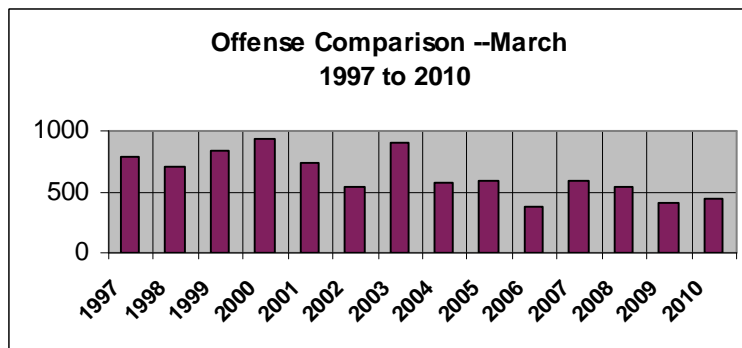
Activity Report:

Activity occurred on the following days of the week and hours of the day:

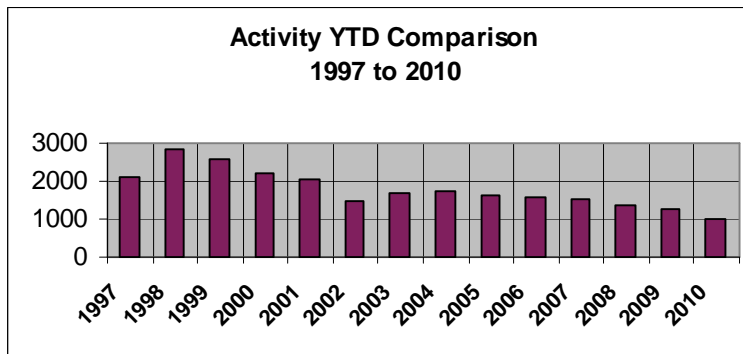
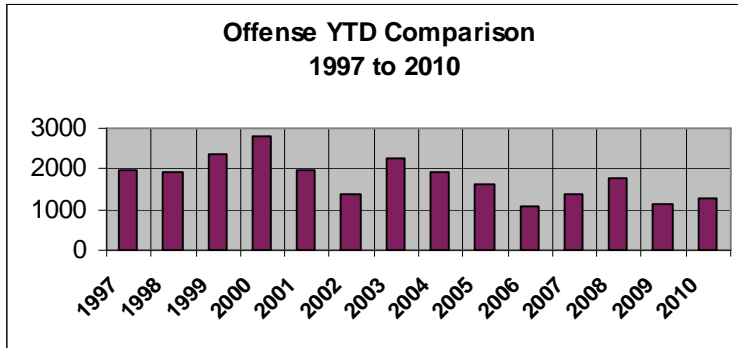


Offense and Activity Comparison:

This is a comparison of March 2010 to the same month in 1997 to 2009. Offenses are the number of offenses as reported in the Part I and Part II offenses in the monthly statistical report. Activity is the number of activities as reported in the CAD Incident and Political Ward sections of the monthly statistical report.




Years to Date:



Communications:

Communications handled over 5681 telephone contacts and 506 9-1-1 calls in March 2010. This is a daily average of 183 telephone contacts and sixteen 9-1-1 calls.

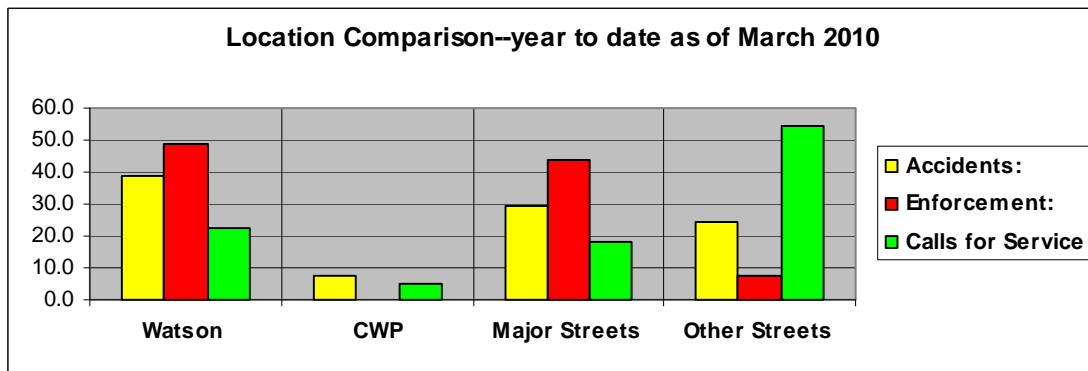


Location Comparison:

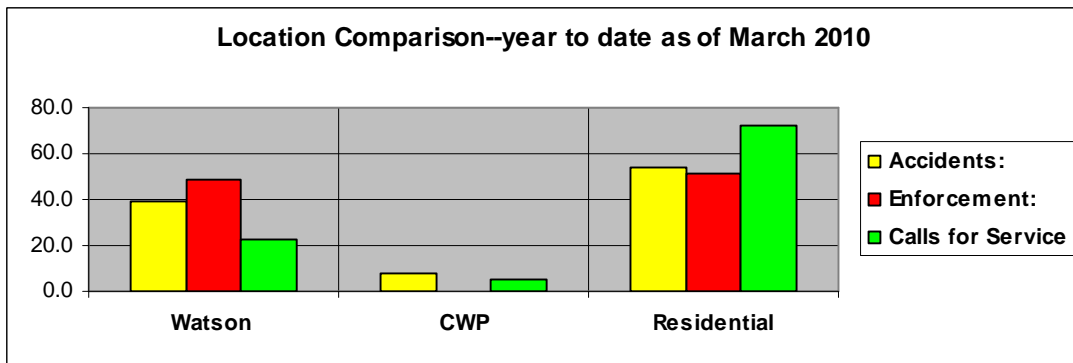
This chart is a comparison of the percentage of accidents, enforcement and calls for service by the four major tracking areas in the city year to date for 2010. Watson is activity along Watson Road and CWP is activity in Crestwood Plaza. Major streets are the following streets that have been used to track accidents and enforcement for a length of time. They are:

- | | |
|----------------|-------------|
| Sappington | Pardee Lane |
| Old Sappington | Grant Road |
| I-44 | East Watson |
| Big Bend | Garber Road |
| Pardee Road | Liggett. |

Other streets are the remainder of the streets that are not included in one of the areas.



This graph is a representation of the same information for three areas, Watson Road, CWP and the remainder of the City:



Where Did We Respond In the March 2010?

On the next page is an addition to the Internal Report and is a list of the streets that calls were responded to in March 2010. The same major street grid that is used for accidents and enforcement locations is used and then the remainder of the streets are in alphabetical order.

Call Locations		March 2010	
Watson	69	Diversey	4
CWP	16	Eddie & Park	1
		Ewers	2
Sappington	20	Fieldcrest	1
Old Sappington	1	Firebush	1
I-44	4	Firewood	1
Big Bend	25	Flamingo	4
Pardee Rd		Fournier	1
Pardee Ln.		Fourth Street	1
Grant Rd	14	Fox Creek Ct.	2
East Watson	2	Friendly	1
Garber	1	Gayle	3
Liggett	3	Gillespie	1
		Glen Rose	4
Anchorage	2	Glencrest	1
Apex	2	Glenfield	1
Arban	2	Glenwood	1
Aspen	2	Grant Farm Trl.	1
Bali	2	Grantwood Oaks	1
Banbury	3	Green Springs	1
Banyon	1	Greenview	1
Barberton	1	Harwich	4
Blackthorn	3	Hawkins	2
Briarton	1	Heather	1
Bull Run	1	Joann	1
Burnt Oak	2	Lantana	1
Camelot	1	Laramie	2
Camera	1	Larsen	1
Cherry Brook	3	Laurel Crest	4
Clay	2	Laurel Hill	2
Clover	1	Lavant	3
Coffey Ct.	1	Leawood	2
Coffey Dr.	1	Lodge Pole	2
Conover	1	Lou	1
Craigwood	1	Maebern	1
Crest Oak	3	Manda Lane	3
Crompton	1	Maple Grove	1
Dalcrest	2	Mary Glen	2
Del Vista	4	Meadowfern	4
Desmond	1	Medallion	1
Deves	1	Montego	1

Morning Star	2	Sessions	5
Oakridge	1	Sky Crest	1
Pardee Forest	1	Spellman	2
Pardee Spur	2	Starling	1
Park Crestwood	6	Sturdy	2
Pine Spray	3	Sun Country	2
Pinellas	2	Sunray	1
Queenston	1	Tahiti	3
Rayburn	4	Tea Rose	1
Reco	1	Tower	1
Red Oak	1	Townhill	2
Ridgewood	1	Trelane	4
Robert Deves	1	Twincrest	1
Robyn	1	Vauk Lane	2
Rock Forest	1	Volz	1
Rock Hill	1	Watson Ind. Park	4
Roger Lee	1	Watson Plaza	8
Rosaire	1	Watson Woods	4
Royal Arms	1	Whitecliff Lane	3
Rusdon	4	Wildwood	1
Rusticwood	1	Woodbine	2
Samoa	4	Yolanda	2
Sanders	4	Yorkshire Estates	1
Satinwood	2		

04-24-2010