



Internal Memorandum

02-16-2011

To: Chief Michael Paillou

Fr: Deputy Chief Frank Arnoldy

Topic: January 2011 Public Report


This is the report of the activity of the Crestwood Police Department for the month of January 2011. In January 2011, there were 20 Part I offenses and 356 Part II offenses for a total of 376. This compares with 42 Part I offenses and 329 Part II offenses for a total of 371 in January 2010. The main difference was in the number of stealings and traffic stops.

There were two burglaries reported in January. The first was reported on 01-10-2011 and occurred on Rayburn. During the day during a short time period, someone forced open a residence and removed a laptop, jewelry box and a digital camera. The scene was processed by the Detective Bureau. The second was reported on 01-13-2011 and occurred on Pinellas. During daytime hours, someone entered a residence and removed a lockbox and jewelry. The Detective Bureau processed this scene also.

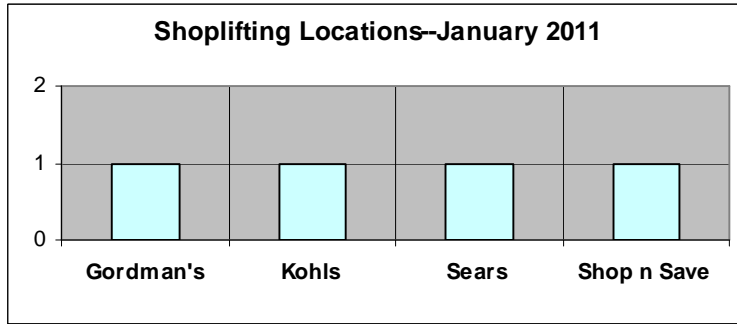
There were three assaults in January 2011 and two involved domestic violence. In two cases, the parties knew each other prior to the assaults.

Stealing offenses numbered thirteen in January 2011.

Stealings were of the following classifications in January 2011:

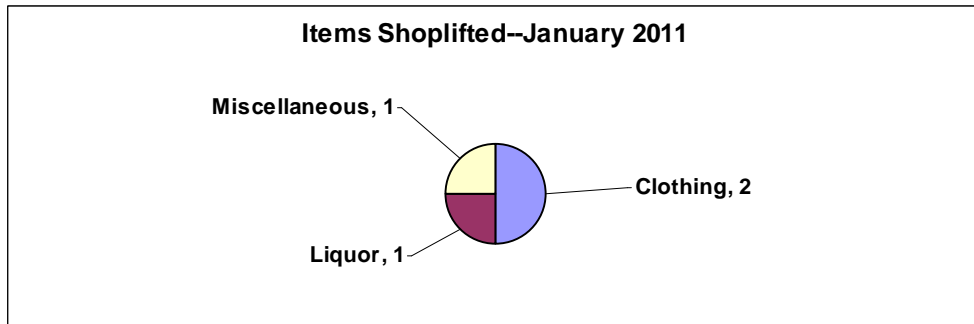


Shopliftings accounted for four of the thirteen stealings in January 2011 or 31%. The shopliftings occurred at the following stores in January 2011:

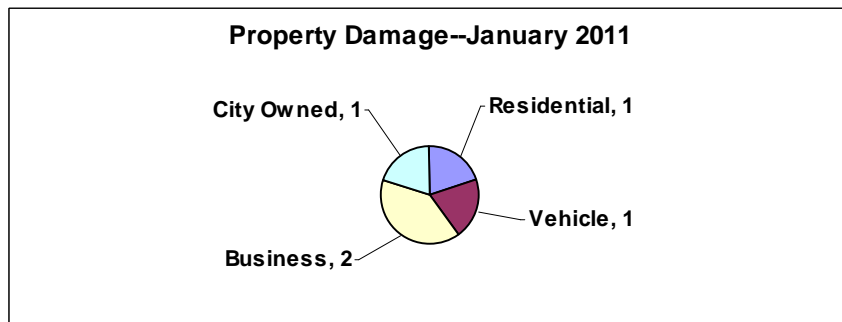


Of the shopliftings, 75% were cleared by arrest and adults accounted for 67% and juveniles accounted for 33% of the clearances.

The items shoplifted were found to be:



There were five property damages in January 2011 and they were of the following classifications:



The City Owned property damage was graffiti in Crestwood Park.

Part I offenses numbered 20 in January 2011.

Part II:

In January 2011, there were four frauds reported, two passing bad checks, one credit card fraud and one forgery. There were three drug offenses in January and all involved small quantities of marijuana. There were 63 people related calls, including 60 medical emergencies, one missing person, one sudden death and one suicide or attempt suicide. There were eleven animal calls and two juvenile offenses, including a runaway juvenile and a minor in possession of alcohol. Part II offenses totaled 356 in January 2011.



Monthly Crime / Activity Reports
2011 **January**

	Ward 1	Ward 2	Ward 3	Ward 4	Plaza	Total
Murder	0	0	0	0	0	0
Rape - Sexual Assault	0	0	0	0	0	0
Robbery	0	0	0	0	0	0
Burglary	0	2	0	0	0	2
Stealing	3	6	2	1	1	13
Property Damage	2	1	0	1	1	5
Motor Vehicle Theft	0	0	0	0	0	0
SubTotal Part1	5	9	2	2	2	20
Frauds	0	3	1	0	0	4
Drug Offenses	0	2	1	0	0	3
Offenses Against Public Peace	0	0	0	0	0	0
Driving While Intoxicated	0	0	0	0	0	0
Traffic Accidents	8	11	3	1	0	23
Animal Related Calls	3	3	1	4	0	11
People Related	12	19	21	9	2	63
Juvenile Offenses	2	0	0	0	0	2
Non-Classified Suspicious Activity	8	8	4	7	1	28
Family Offenses	0	0	0	0	0	0
Miscellaneous Police Calls	52	91	43	26	1	213
Weapons Offenses	0	0	0	0	0	0
SubTotal Part2	85	137	74	47	4	347
Total Reported Offenses	90	146	76	49	6	367

In January 2011 in Ward One

Stealings numbered three with two at addresses on Watson Road and one in the neighborhoods. There were two property damages with both occurring in an apartment complex. There were two juvenile offenses, eight traffic accidents, twelve people related calls and three animal calls. Suspicious activity calls numbered eight and occurred on five different streets and there were 52 miscellaneous police service calls.

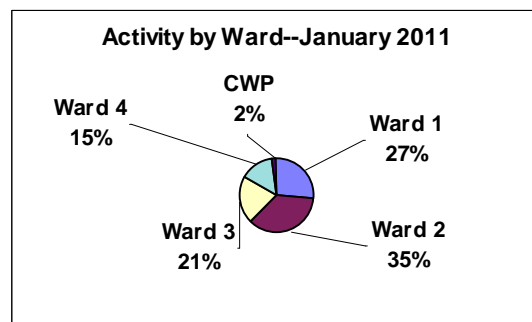
In Ward Two in January 2011, there were two burglaries reported, one on Rayburn and one on Pinellas. Stealings numbered six with five at addresses on Watson Road, Watson Plaza and Big Bend and one in the neighborhoods. Property damages numbered one with one at an address in Watson Plaza. There were three frauds and two drug offenses. There were eleven traffic accidents, nineteen people related calls and three animal related calls. Suspicious activity calls numbered eight and occurred on seven different streets and there were 91 calls for miscellaneous police services.

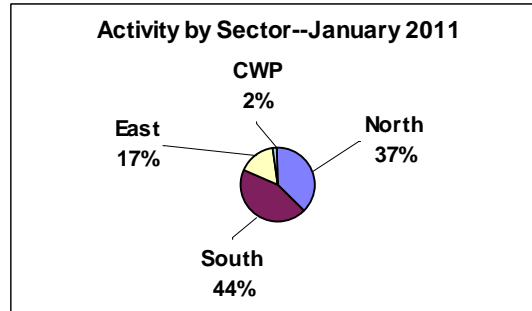
In January 2011 in Ward Three, stealings numbered two with one at addresses on Watson Road and one in the neighborhoods and there were no property damages. There was one fraud and one drug offenses. There were three traffic accidents, 21 people related calls and one animal related calls. Suspicious activity calls numbered four and occurred on four different streets and there were 43 miscellaneous police service calls.

In Ward Four in January 2011, stealings numbered one and property damages numbered one. There was one traffic accident, nine people related calls and four animal related calls. Suspicious activity calls numbered seven and occurred on six different streets and there were 26 calls for miscellaneous police services.

In Crestwood Plaza, stealings numbered one with one shoplifting and property damages numbered one. There were two people related calls and there was one police service calls of a miscellaneous nature.

CAD Activity by Ward and Sector:



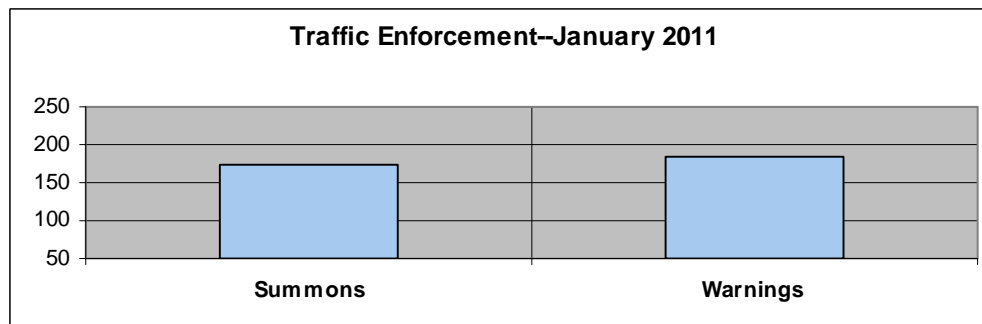


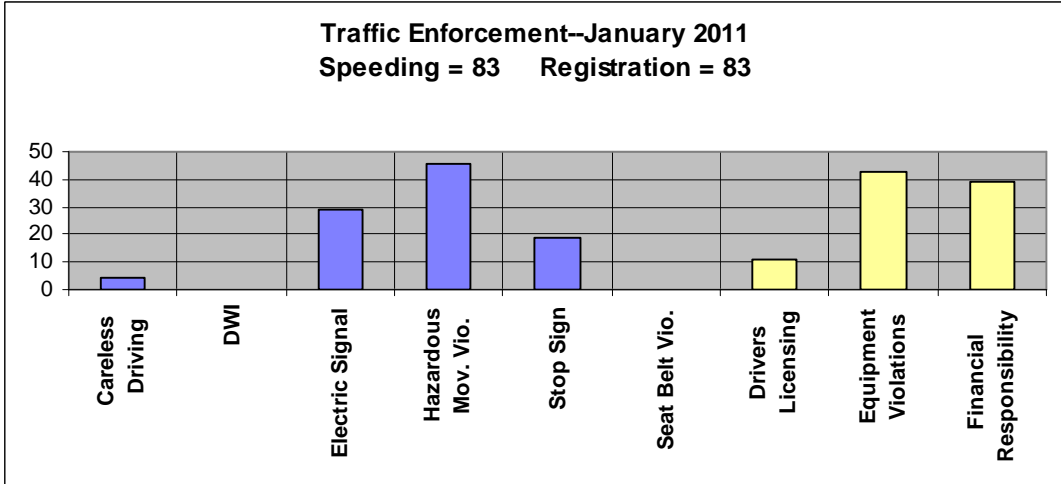
Traffic Enforcement:

Traffic Enforcement by Ward:

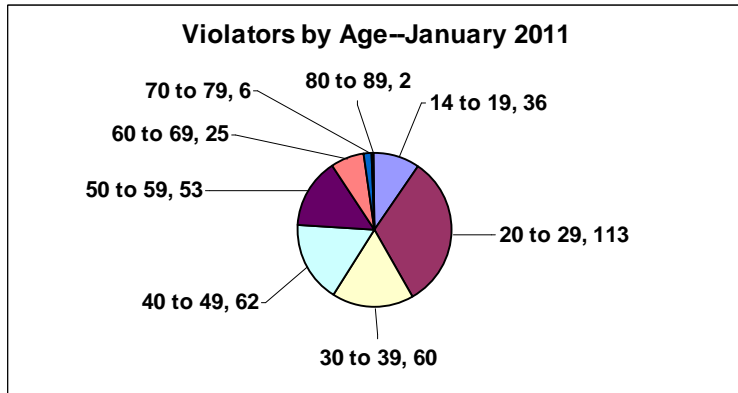
January	2011					
	Ward 1	Ward 2	Ward 3	Ward 4	Plaza	
Stop Sign	6	6	2	5	0	19
Careless Driving	1	0	1	0	2	4
DWI	0	0	0	0	0	0
Electric Signal	12	17	0	0	0	29
Hazardous Moving	22	15	6	3	0	46
Speeding	9	31	12	31	0	83
Passenger Restraint	0	0	0	0	0	0
Drivers License	3	4	2	2	0	11
Equipment	17	15	8	3	0	43
Registration	29	37	12	5	0	83
Financial Responsibility	11	14	4	10	0	39
Parking	0	5	5	2	0	12
	110	144	52	61	2	369

There were 357 traffic enforcement actions taken in the month of January 2011. These actions were divided as follows:





The age of the violator was determined to be:

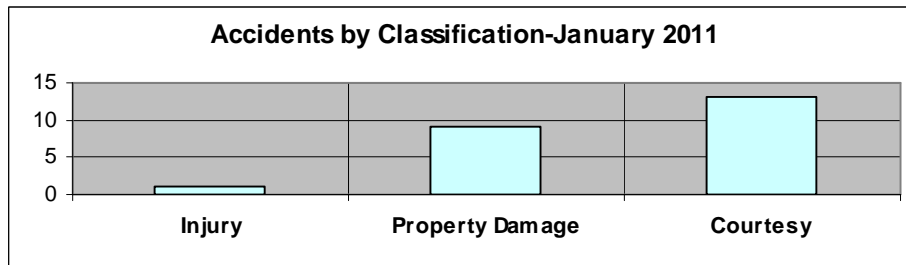


Enforcement Actions were taken on the following streets:

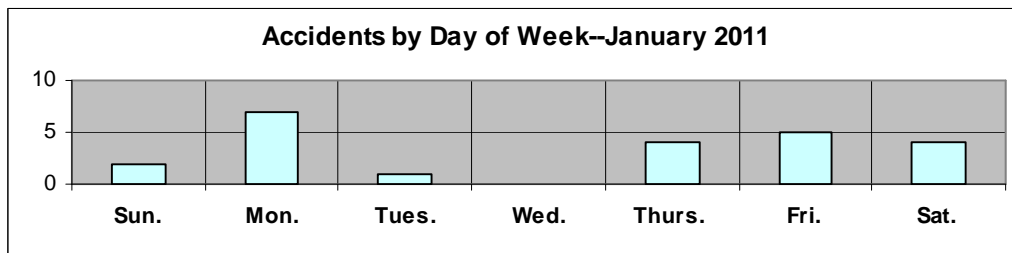
Enforcement Locations		January 2011	
Watson	205	Barberton	3
CWP	2	Briarton	1
Sappington	74	Carrimae	5
Old Sapp.	12	Crest Oak	4
I-44	1	Crestwood Dr.	1
Big Bend	0	Eddie and Park	3
Pardee Rd.	2	Glenwood	3
Pardee Ln.	4	Lodge	2
Grant Rd.	4	Lodge Pole	2
East Watson	0	Manda	4
Garber	10	Oakmont	2
Liggett	5	Oakridge	1
		Pardee Spur	1
		Rayburn	2
		Starling	2
		Sturdy	1
		Whitecliff	1

Traffic Accidents:

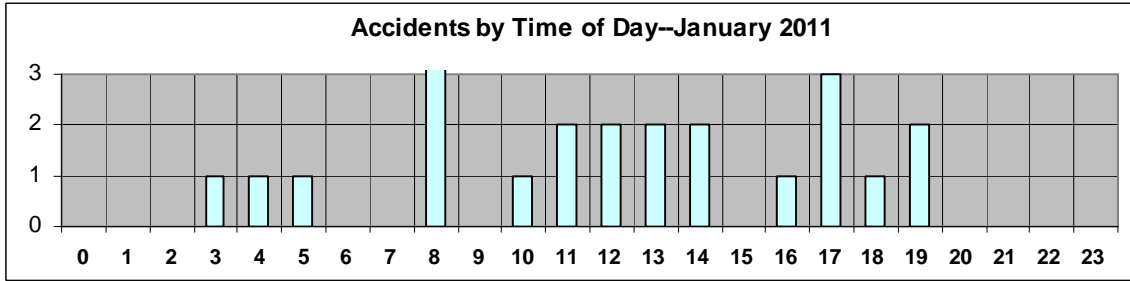
In January 2011, there were 23 traffic accidents reported. These accidents were of the following classifications:



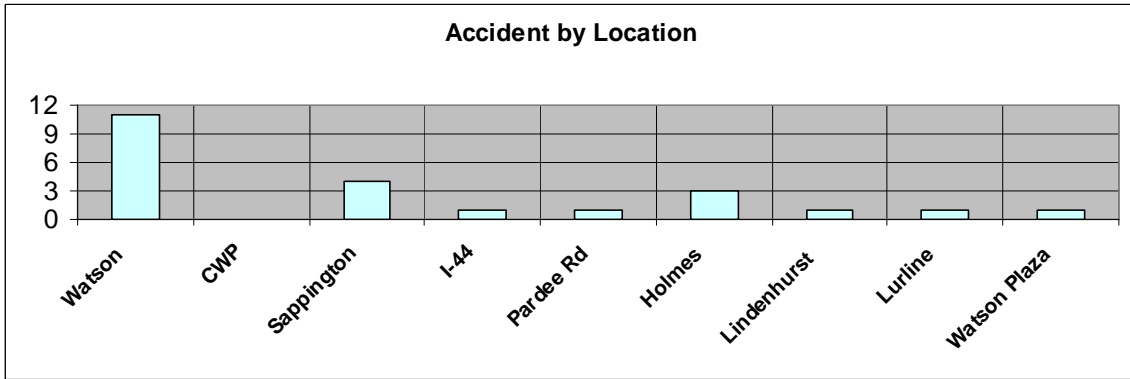
Accidents occurred on the following days of the week:



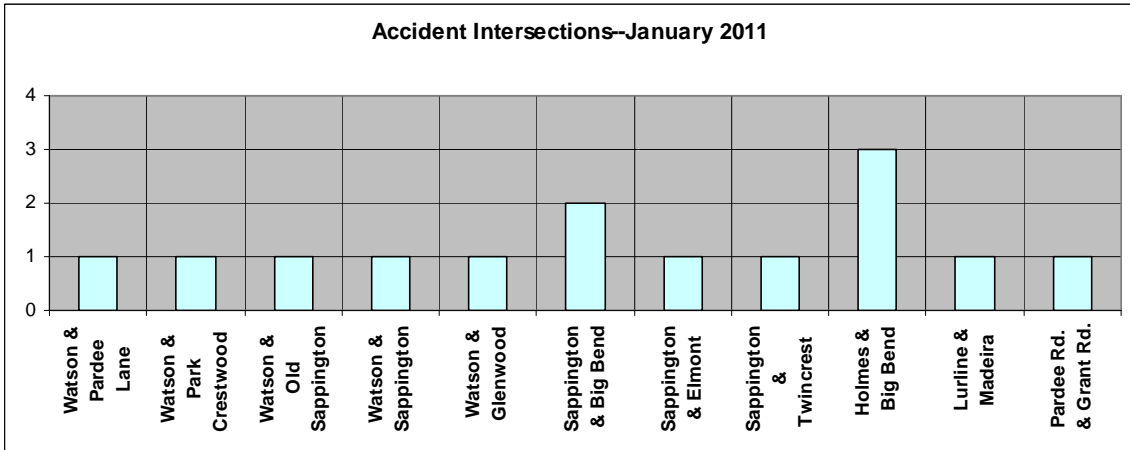
Accidents occurred during the following hours of the day:



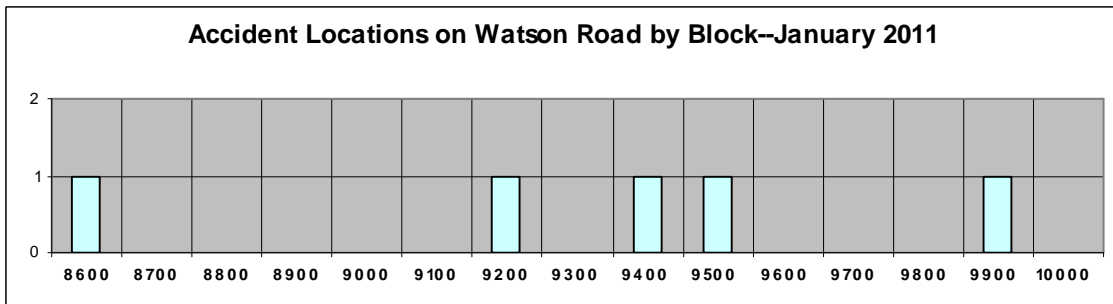
Accidents occurred on the following streets in January 2011:



Accidents occurred at the following intersections:



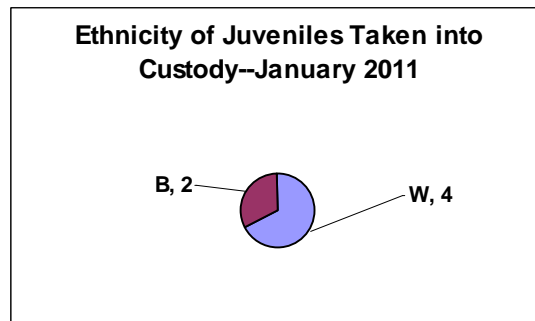
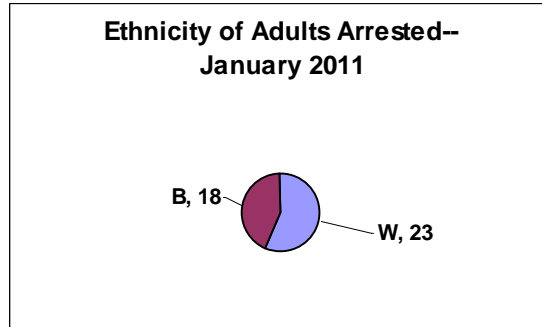
Accidents occurred in the following blocks of Watson Road:



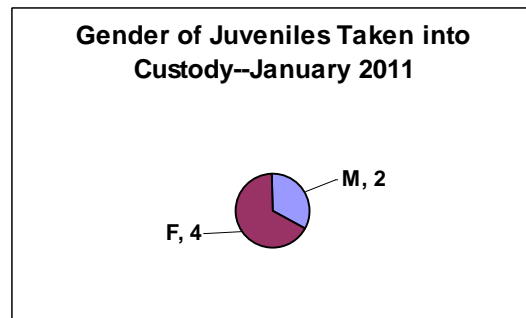
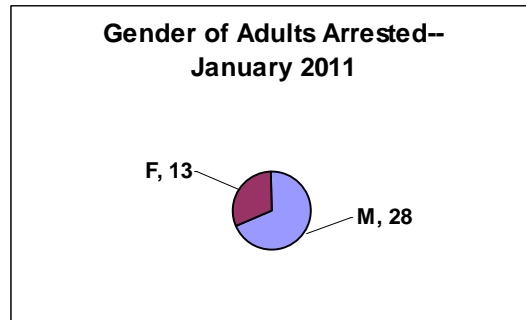
Arrest Information:

Forty-one adults and six juveniles were taken into custody in January 2011. Four persons were issued summons in lieu of physical arrests.

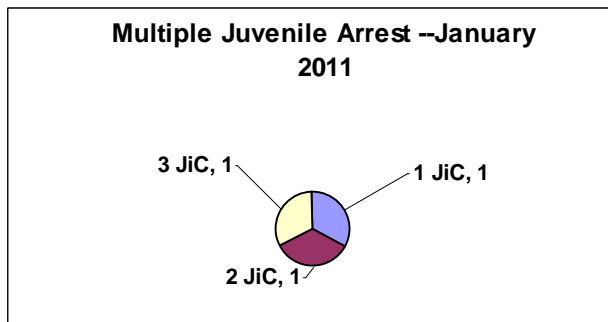
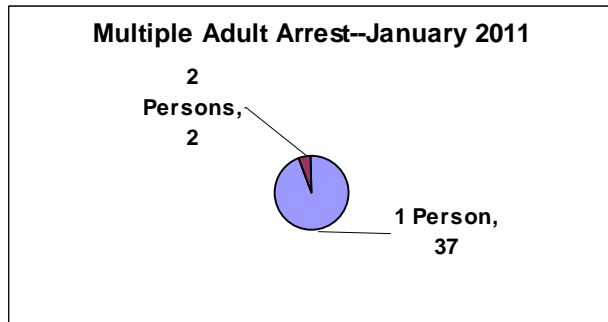
The ethnicity of the person taken into custody was:



The gender of the persons taken into custody was:



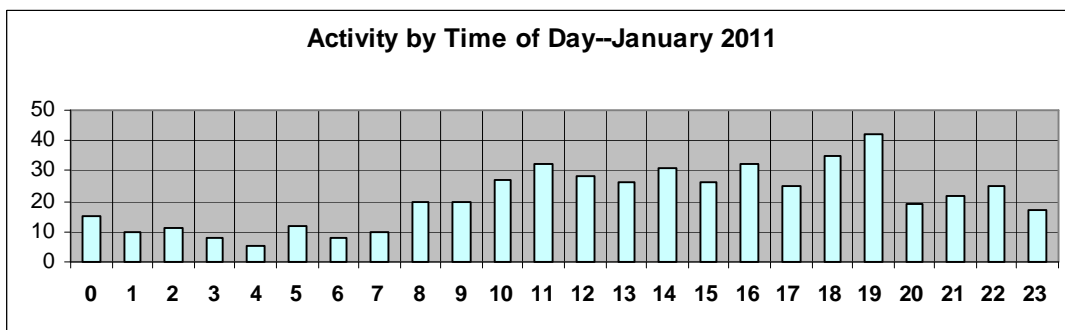
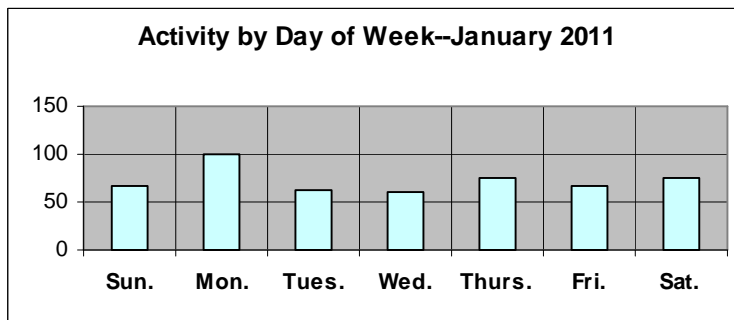
Multiple Arrests:



Multiple arrests are tracked due to the manpower and time required to safely transport and process multiple prisoners from the same incident.

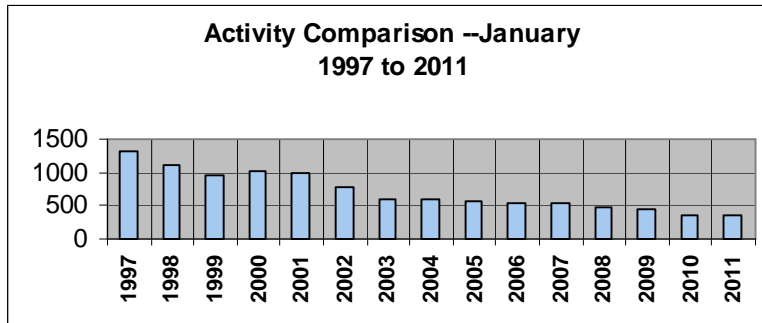
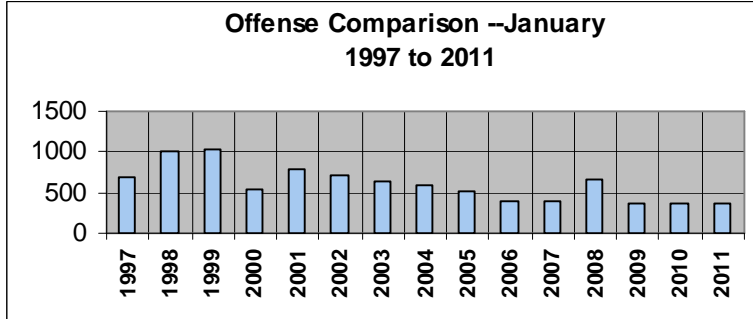
Activity Report:

Activity occurred on the following days of the week and hours of the day:

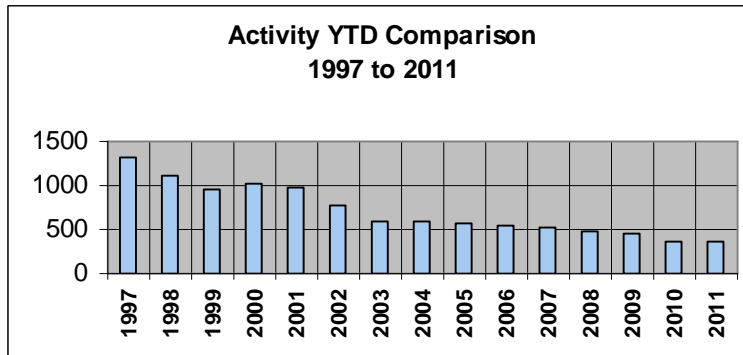
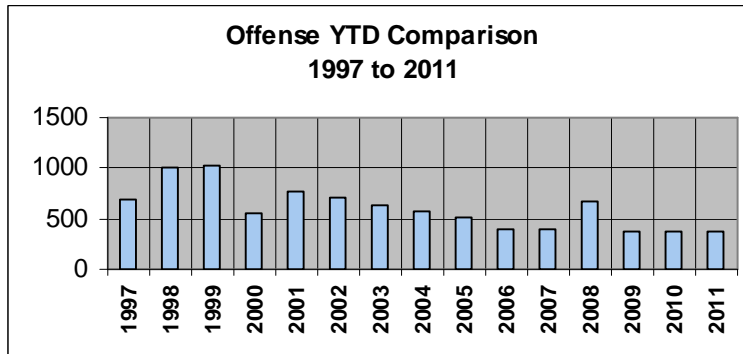


Offense and Activity Comparison:

This is a comparison of January 2011 to the same month in 1997 to 2010. Offenses are the number of offenses as reported in the Part I and Part II offenses in the monthly statistical report. Activity is the number of activities as reported in the CAD Incident and Political Ward sections of the monthly statistical report.




Years to Date:



Communications:

Communications handled over 2448 telephone contacts and 418 9-1-1 calls in January 2011. This is a daily average of 79 telephone contacts and thirteen 9-1-1 calls.

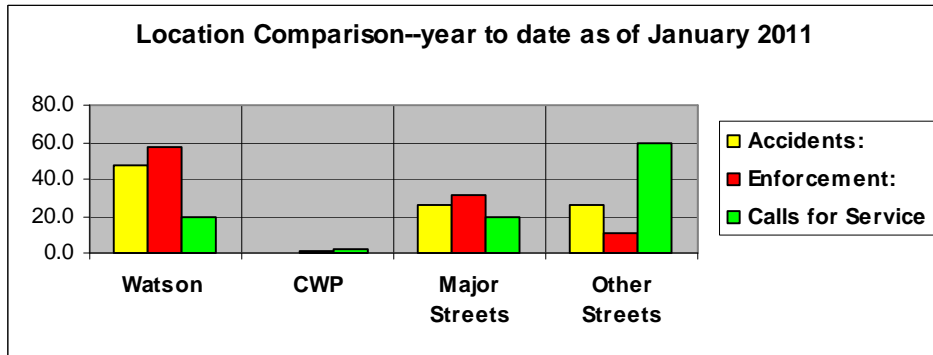


Location Comparison:

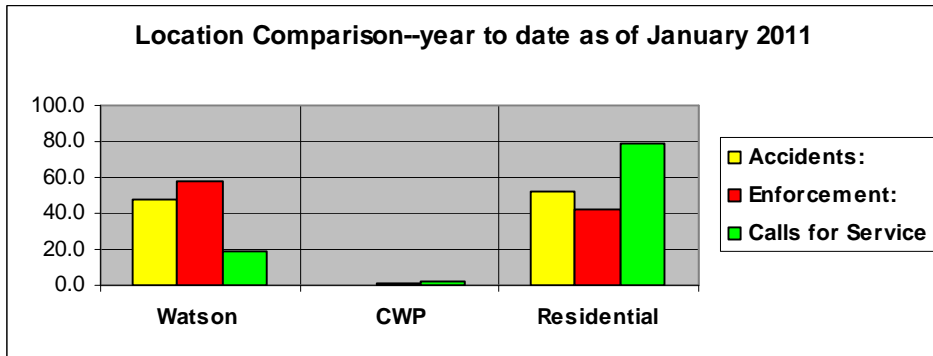
This chart is a comparison of the percentage of accidents, enforcement and calls for service by the four major tracking areas in the city year to date for 2011. Watson is activity along Watson Road and CWP is activity in Crestwood Plaza. Major streets are the following streets that have been used to track accidents and enforcement for a length of time. They are:

- | | |
|----------------|-------------|
| Sappington | Pardee Lane |
| Old Sappington | Grant Road |
| I-44 | East Watson |
| Big Bend | Garber Road |
| Pardee Road | Liggett. |

Other streets are the remainder of the streets that are not included in one of the areas.



This graph is a representation of the same information for three areas, Watson Road, CWP and the remainder of the City:



Where Did We Respond In the January 2011?

On the next page is a list of the streets that calls were responded to in January 2011. The same major street grid that is used for accidents and enforcement locations is used and then the remainder of the streets are in alphabetical order.

Call Locations		January 2011	
Watson	70	Crestmoor	1
CWP	7	Crestwood Dr.	4
		Curwood	3
Sappington	9	Dallwood	2
Old Sappington	3	David Scott	2
I-44	11	Del Vista	1
Big Bend	18	Denton	1
Pardee Rd	4	Deves	1
Pardee Ln.	2	Diane	4
Grant Rd	15	Drew	2
East Watson	1	Eudora	1
Garber	4	Ewers	3
Liggett	4	Ferndale	1
		Fieldcrest	2
Anchorage	3	Flamingo	2
Apex	5	Fournier	1
Arban	4	Fourth	1
Aspen	1	Fox Creek Dr.	1
Attucks	2	Fox Park	1
Ayres	1	Gallop	1
Banyon	1	Gayle	3
Banyon Tree	1	General Grant Ct.	2
Barberton	2	General Grant Ln.	1
Beth	1	Glencrest	1
Blackthorn	2	Glenfield	1
Briarton	2	Glenrose	1
Buxton	4	Glenwood	2
Camelot	1	Grant Haven	1
Camera	1	Grantwood Cove	1
Carrimae	1	Greencrest	1
Chasebury	1	Greenview	1
Chatwood	2	Harwich	1
Cherry Brook	2	Hawkins	5
Clay	2	Heather	1
Clover	4	Hemingway	2
Clydesdale	2	High	1
Coffey Ct.	1	Holmes	3
Coffey Dr.	1	Hutchins	1
Col. Dent	1	Lantana	1
Craighurst	1	Laramie	1
Crest Oak	4	Larchwood	3

Lavant	1	Rusticwood	2
Leawood	1	Samoa	1
Lindenhurst	1	Sessions	1
Lodge	2	Sturdy	1
Lodge Pole	6	Sun Country	1
Lurline	1	Sunray	3
Manda	2	Townhill	1
Mary Glen	11	Tremont	1
Meadowfern	3	Twin Vista	1
Medallion	1	Twincrest	2
Missy	2	Ulysses	1
Oakmont	1	Vauk	1
Pardee Spur	1	Villa Crest	3
Park Crestwood	2	Volz	1
Parkshire	2	Watson Industrial	2
Pine Spray	1	Watson Plaza	5
Pinellas	2	Watson Woods	1
Queenston	1	Westglen	2
Rayburn	6	Westhaven	1
Red Oak	1	Whitecliff	4
Rock Hill	3	Wildwood	2
Roger Lee	3	Woodbine	2
Rosaire	1	Yolanda	1
Rosebay	1	Yorkshire Est.	2
Royal Arms	1		

02-16-2011