



## Internal Memorandum

**March 5, 2004**

To: Chief Don Greer

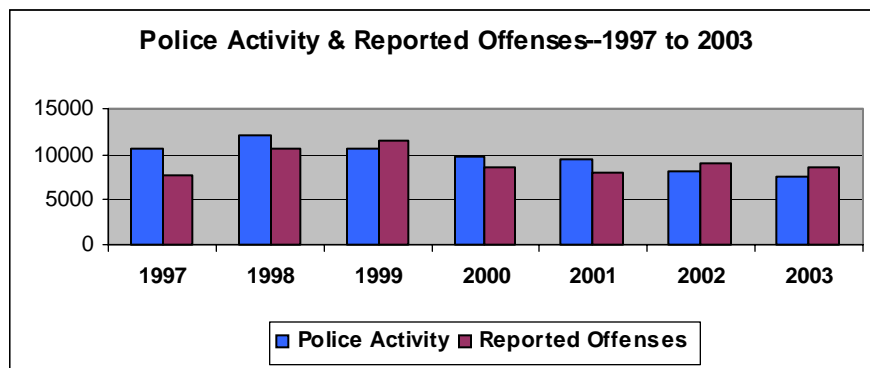
Fr: Capt. Frank Arnoldy

Topic: 2003 Annual Report

### **Police Activity and Reported Offenses:**

Police Activities are those events that are reported to the Police or are self initiated by the Officers but does not include traffic stops.

Reported Offenses are the Part I (serious) and Part II (lesser) criminal offenses, traffic accidents and miscellaneous police activities, such as traffic stops and fugitive arrests.



Police Activity and Reported offenses are both down some over the 2002 totals.



### Monthly Crime / Activity Reports

2003

Total 2003

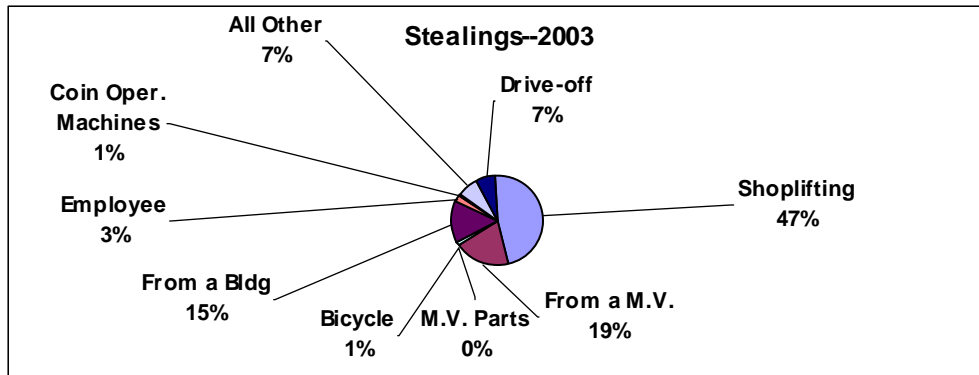
	Ward 1	Ward 2	Ward 3	Ward 4	Plaza	Total
Murder	0	0	0	0	0	0
Rape - Sexual Assault	1	2	0	0	4	7
Robbery	3	3	0	0	3	9
Burglary	5	5	2	6	2	20
Stealing	98	142	80	33	288	641
Property Damage	35	38	38	38	19	168
Motor Vehicle Theft	9	3	4	1	23	40
<b>SubTotal Part1</b>	<b>151</b>	<b>193</b>	<b>124</b>	<b>78</b>	<b>339</b>	<b>885</b>

Frauds	19	19	14	2	45	99
Drug Offenses	5	7	4	3	3	22
Offenses Against Public Peace	12	5	4	5	8	34
Driving While Intoxicated	12	14	11	1	2	40
Traffic Accidents	93	190	71	23	83	460
Animal Related Calls	20	17	12	13	1	63
People Related	12	11	13	7	10	53
Juvenile Offenses	20	3	9	2	0	34
Non-Classified Suspicious Activity	234	227	163	109	117	850
Family Offenses	6	7	9	3	2	27
Miscellaneous Police Calls	579	710	411	463	325	2488
Weapons Offenses	0	2	2	0	1	5
<b>SubTotal Part2</b>	<b>1012</b>	<b>1212</b>	<b>723</b>	<b>631</b>	<b>597</b>	<b>4175</b>

<b>Total Reported Offenses</b>	<b>1163</b>	<b>1405</b>	<b>847</b>	<b>709</b>	<b>936</b>	<b>5060</b>
--------------------------------	-------------	-------------	------------	------------	------------	-------------

There were no homicides in Crestwood in 2003. There were seven sexual offenses reported in 2003. Robberies numbered nine with two involving a weapon and seven being strong-arm robberies with no weapon involved. There were 20 burglaries reported, ten residential, seven non-residential and three attempts. There were 168 property damages with 56 involving residential property, 39 involving vehicles, 64 involving vehicles and nine involving City owned property. There were 40 vehicles reported stolen or recovered in 2003.

Stealings numbered 641 in 2003 and were of the following classifications:



Part I Offenses numbered 885 for 2003.

**Part II Offenses:**

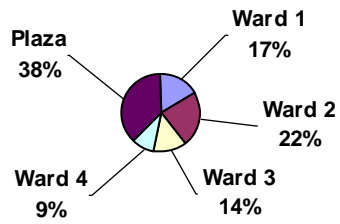
There were 99 frauds reported in 2003 including 32 forgeries, 27 bad checks, 20 credit card frauds, five identity thefts, five failure to return property and 10 other type frauds. Some of the forgeries involved checks made using a computer. There were 22 drug offenses and almost all involved the possession of marijuana.

Offenses against public peace totaled 34 in 2003 including ten disorderly conducts, three peace disturbances, seven annoying or harassing telephone calls, 11 trespassings, one each for harassment, obstructing the Police and one other type. There were 40 DWI arrests, 53 people related calls and 63 animal related calls.

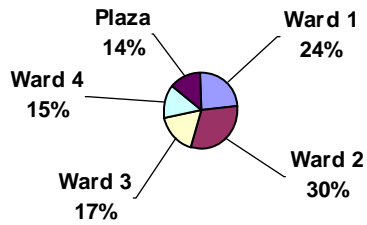
There were 34 juvenile cases including 17 runaway juveniles, eight minors in possession, six curfew cases and 3 other offenses. Family offenses numbered 27 in 2003 and included 15 order of protection violations, five child abuses, five child endangerments, one nonsupport and one parental kidnapping. There were five weapon violations reported and 850 calls for suspicious activity and 2488 miscellaneous police service calls.

Part II offenses numbered 4175 in 2003.

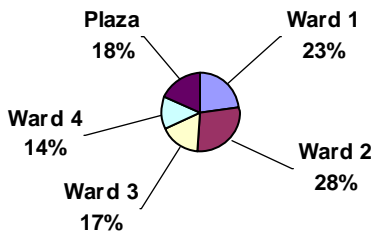
### Part I Offenses by Ward--2003



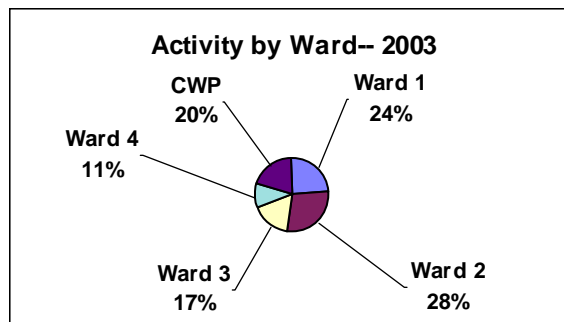
### Part II Offenses by Ward--2003

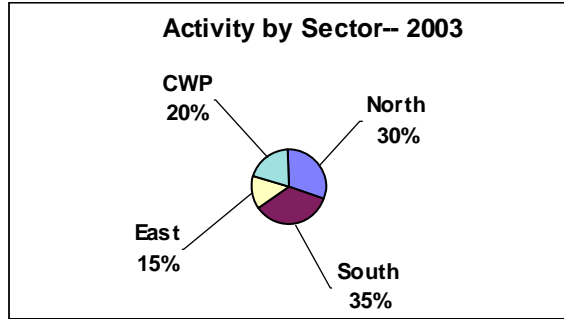


### All Offenses by Ward--2003



### CAD Activity by Ward and Sector:



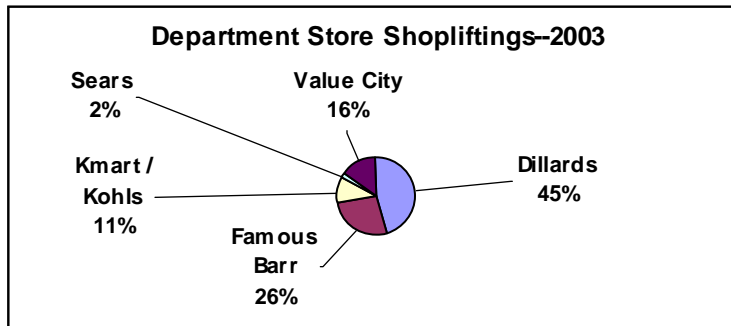


CAD Activity is the same as police activity reported earlier. It included those events that are reported to the Police or are self-initiated by the Officers but does not include traffic stops.

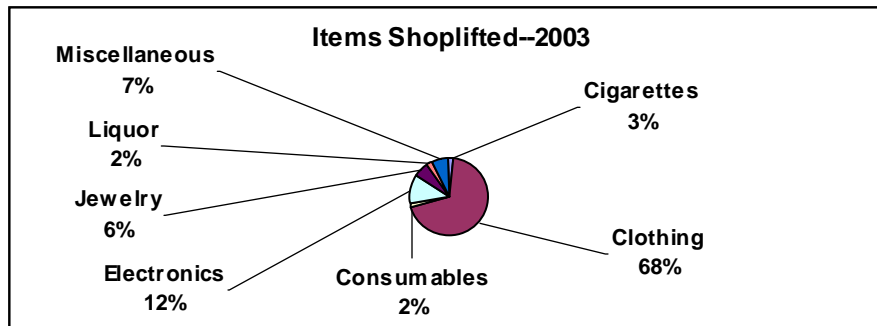
It should be noted that Ward Three has only the commercial area along Watson Road, basically east of Pardee Lane and that Ward Four does not contain any commercial area within its boundaries.

**Shopliftings:**

Due to the retail nature of the commercial areas of Crestwood, shopliftings are a crime that this Department deals with on a regular basis. There were 293 shopliftings reported in 2003 or 46% of the stealings. Of these stealings, the following department stores accounted for over 66% of the shopliftings:

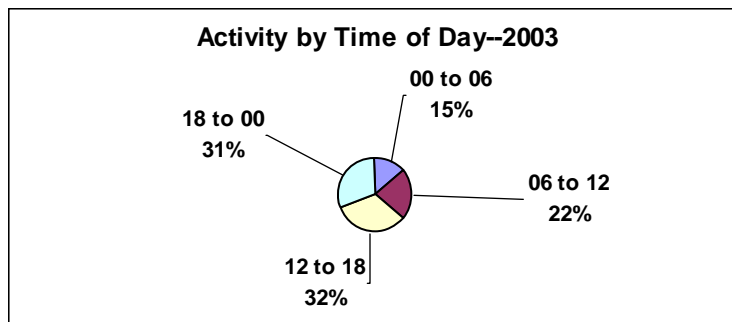
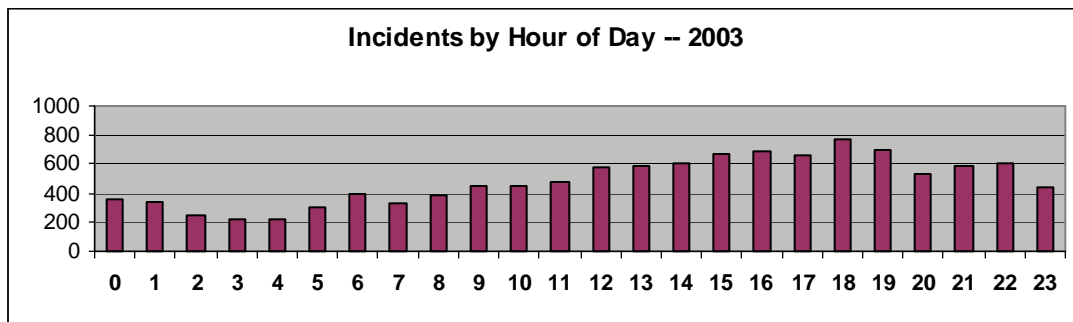
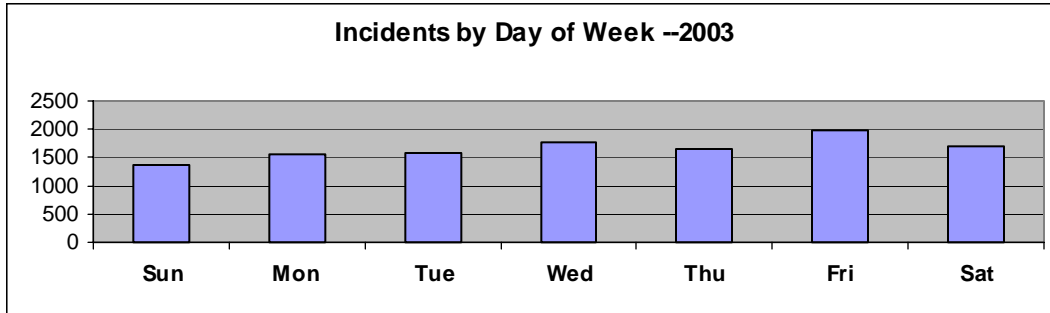


The next three businesses with the largest number of shopliftings account for another 11% and the remaining 23% were distributed among 34 other businesses.



### Day of Week and Time of Day:

Day of week and time of day data is used to plan for the operation of the Police Department. Each is used to plan staffing levels and for planning special events. The data shows peak times of day for calls for service and on which day of the week could require greater services.

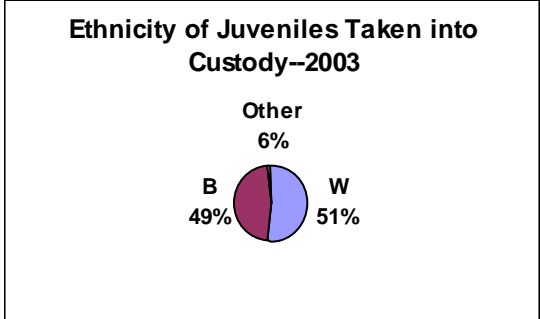
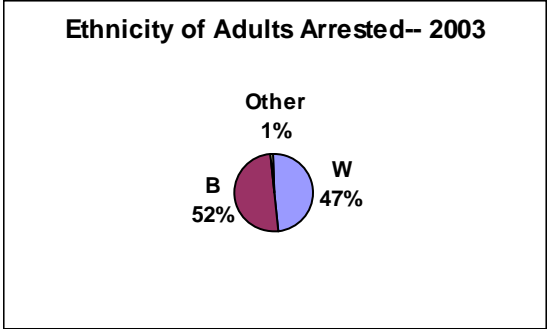


The time period from noon to midnight accounts for 63% of the activity of the Police. Midnight to noon accounts for the remaining 37% of activity.

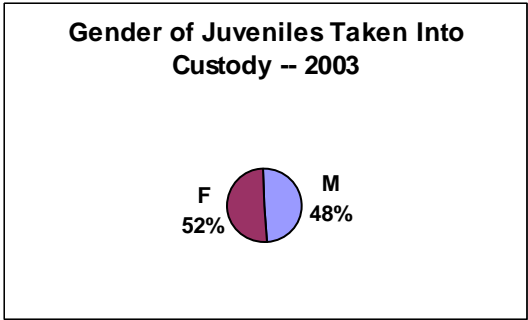
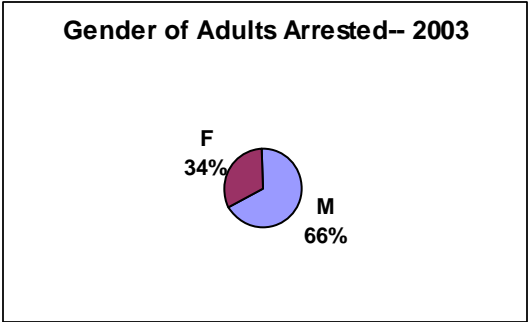
### Arrested Persons:

There were 1028 adults arrested and 214 juveniles were taken into custody in 2003. Ninety-three persons received summons in lieu of physical arrest. Adults are persons over the age of 17 and juveniles are those persons under the age of 17.

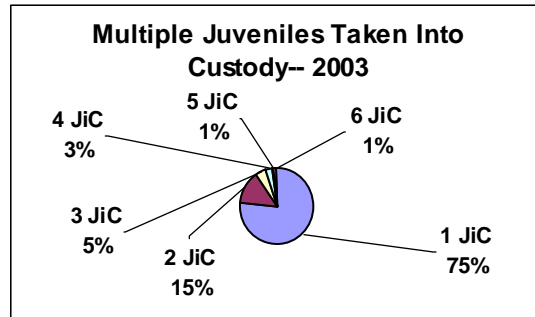
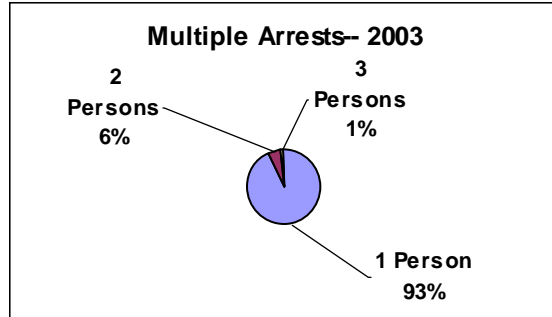
The ethnicity of the person taken into custody was:



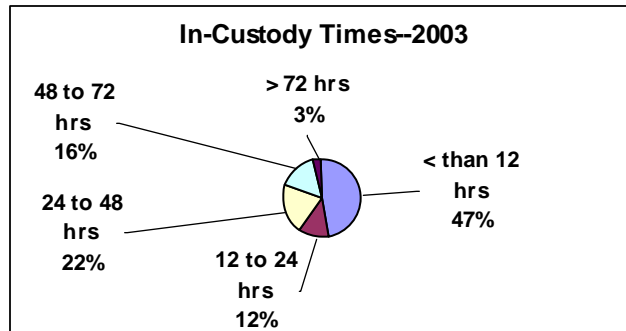
The gender of the persons taken into custody was:



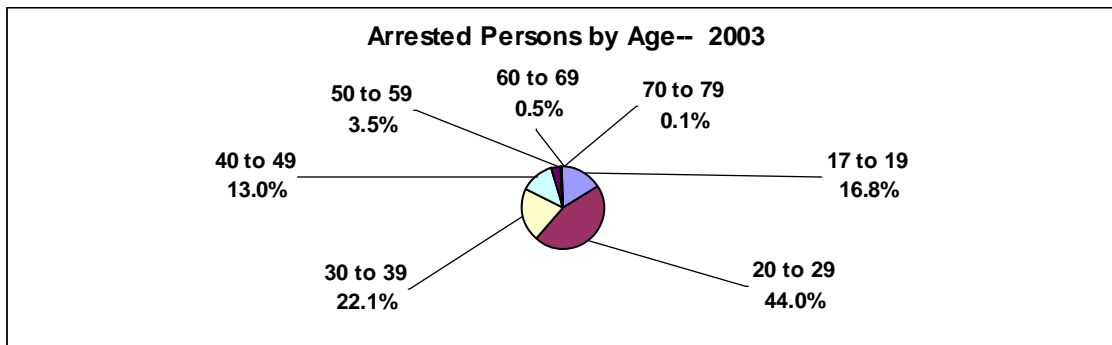
**Multiple Arrests:**  
 Multiple arrests are tracked due to the manpower and time required to safely transport and process multiple prisoners from the same incident.



**In Custody Times:**  
 In custody times is the time that elapses from the time the person is booked until the person is released from custody.

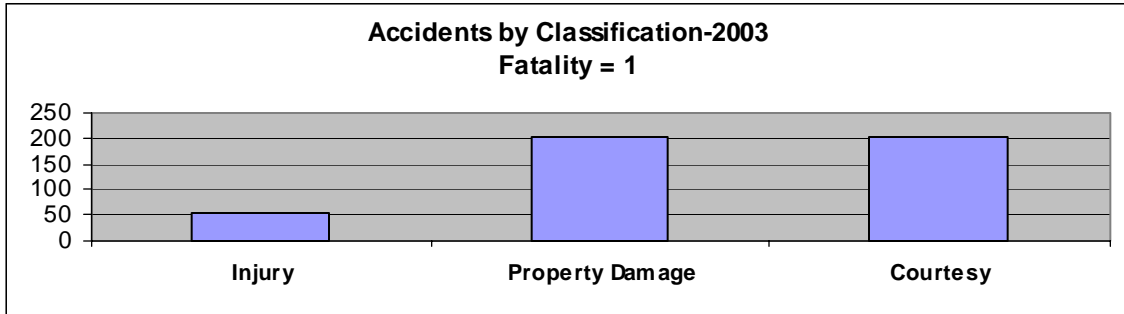


The age of the persons arrested was as follows:



**Traffic Accidents:**

There were 462 motor vehicle accidents in 2003. These accidents were of the following classifications:

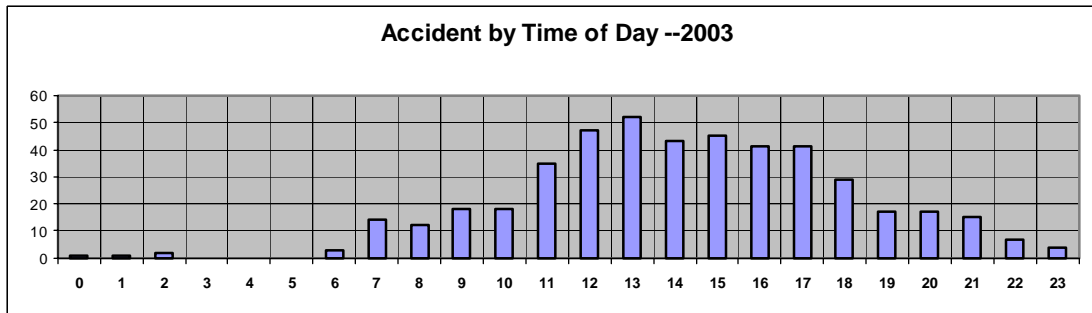
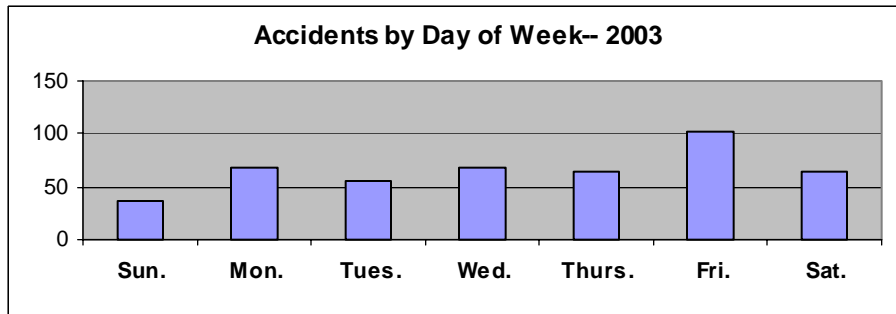


Injury accidents are the most serious of the accident classifications. These accidents involve personal injury to the driver or a passenger and may include major damage to the vehicles. Property damage accidents include the less serious accidents and accidents where one party left the scene of the accident. Courtesy reports are written as a service to the public on accidents that the Police Department does not have to take a report under State Law. The involved parties are given a copy of the accident report on the scene for them to forward to their insurance companies. These accidents occur mainly on the parking lots of the commercial areas of the City.

The one fatality accident occurred on 02-19-03 in front of the KFC restaurant in the 9900 block of Watson Road. The driver, an 89 year old male, made a left turn suddenly in front of another vehicle. The driver was conveyed to St. Anthony's Medical Center with serious injuries and on 02-21-03, this Department was notified that the driver had died.

**Days of Week and Times of Day of Accidents:**

Accidents occurred on the following days of the week:



Eighty percent of the accidents occurred between 0900 and 1800.

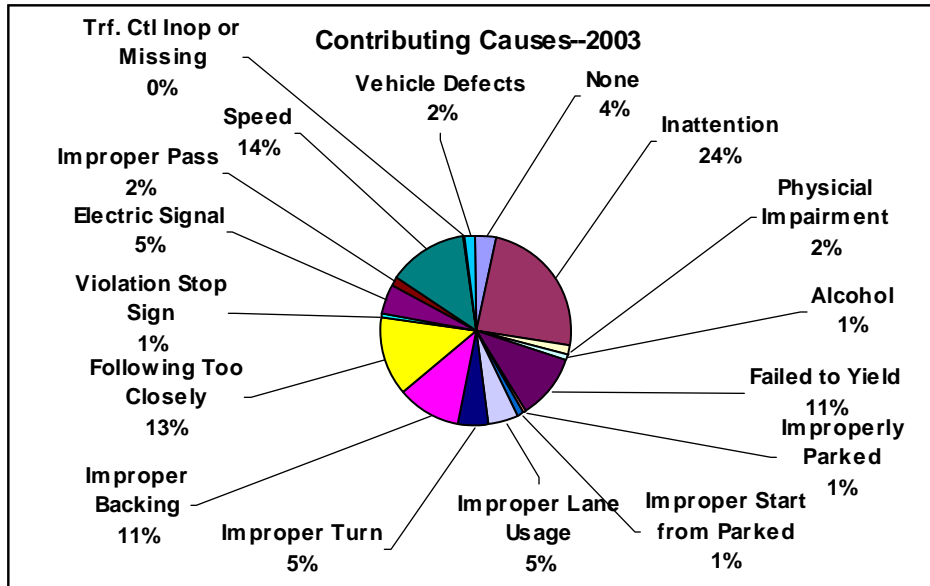
**Contributing Causes:**

Contributing circumstances are what the investigating Officers determine to be the cause of the accident. These are the causes that are listed on the state accident report form.

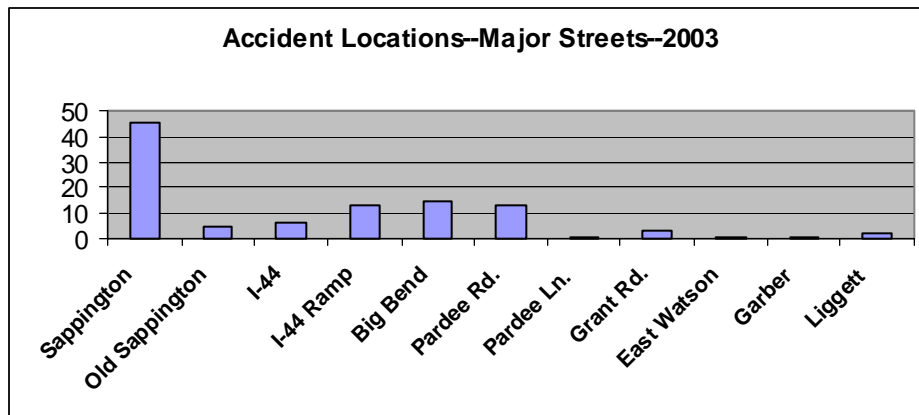
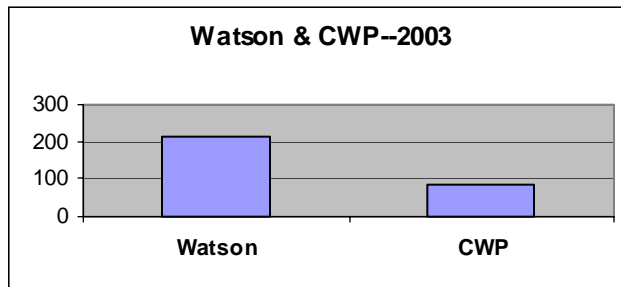
Contributing circumstances can be used to determine if some other factor is involved in the accident, such as sign placement or the need for some type of enforcement.

Contributing circumstances are not gathered on the Courtesy Reports.

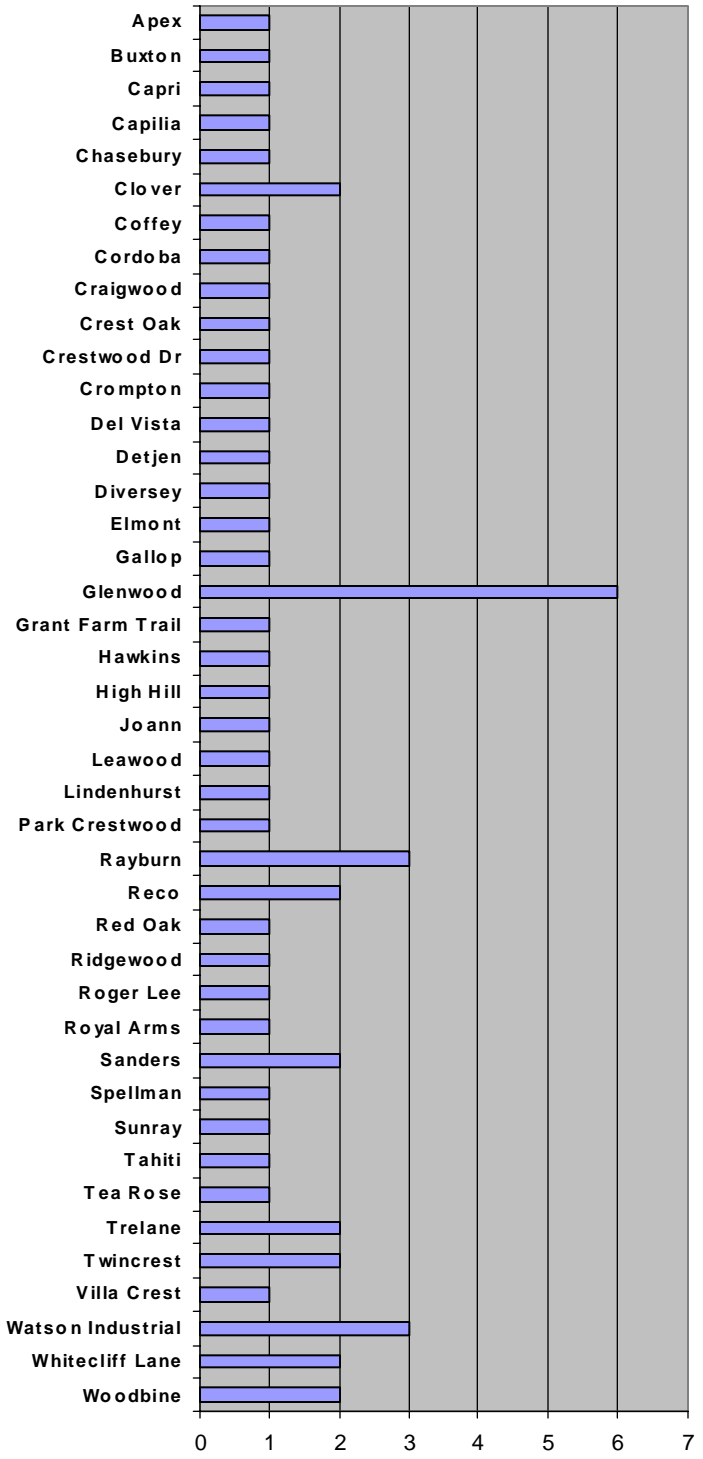
This information was gathered on 256 accidents in 2003



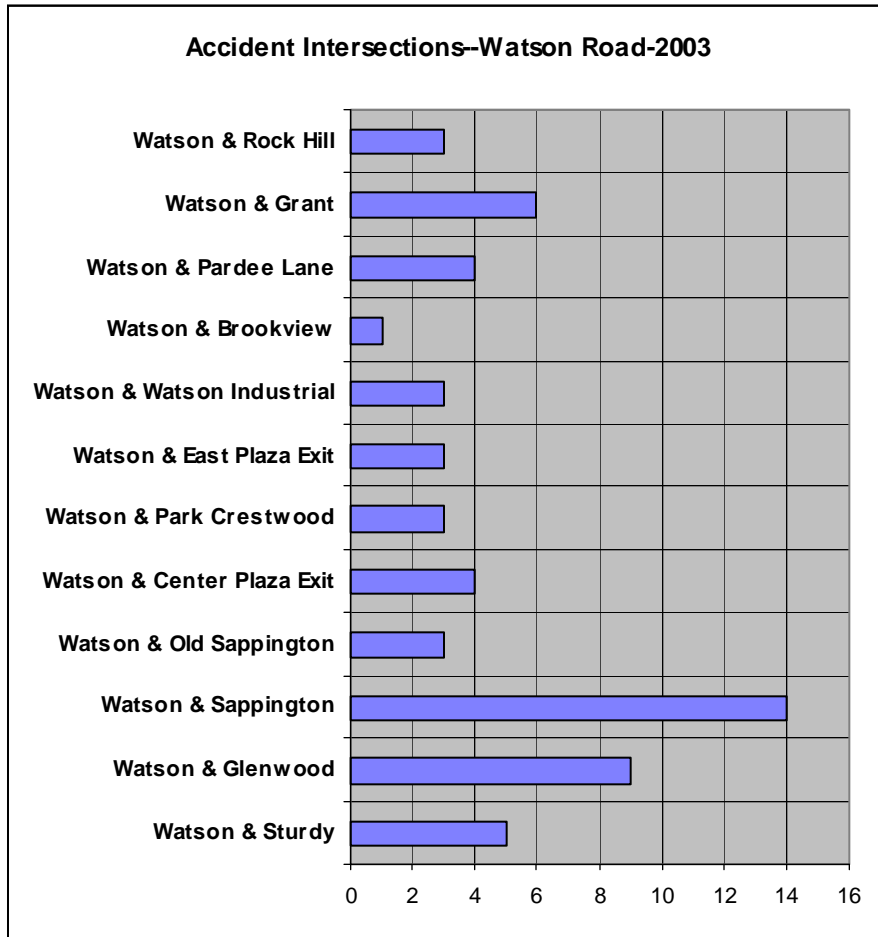
**Accident Locations:**



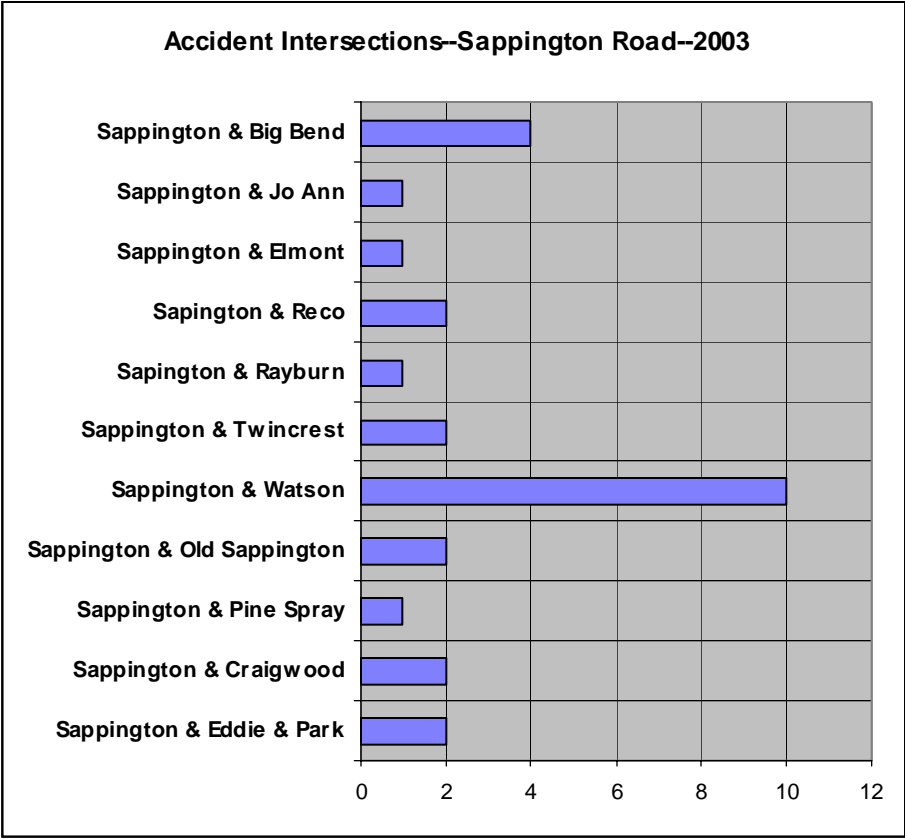
### Residential Streets--2003



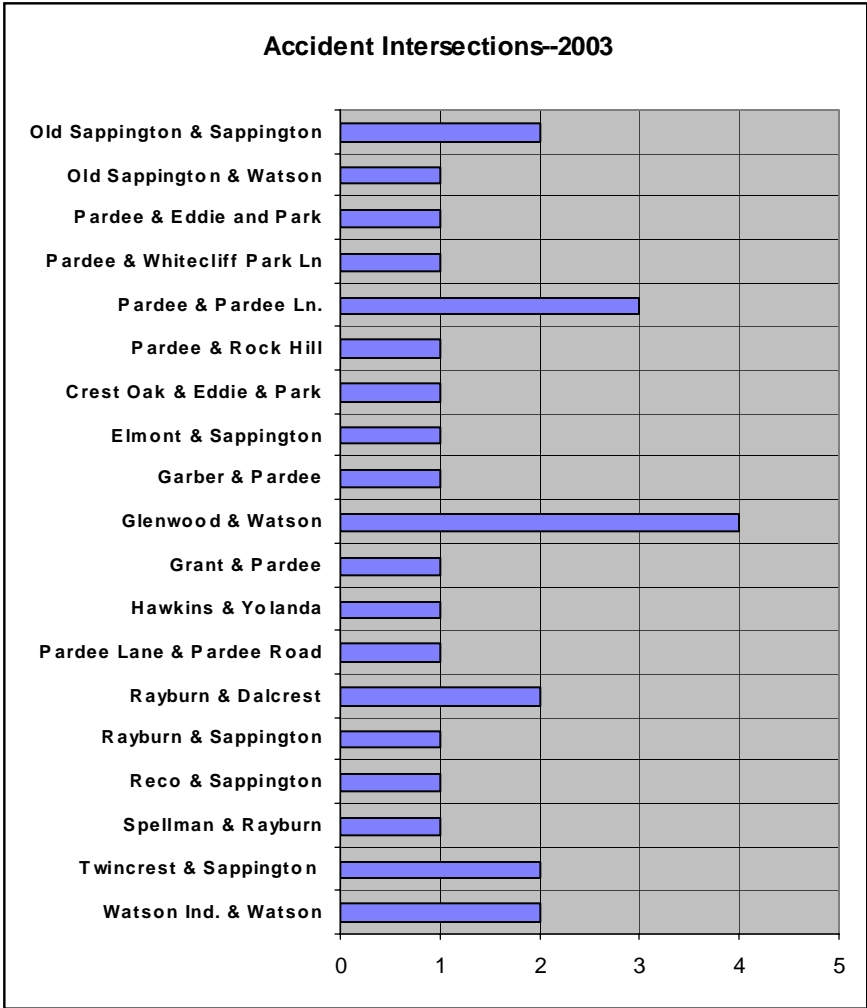
Accident Intersections:



Intersection information continues on the next page:

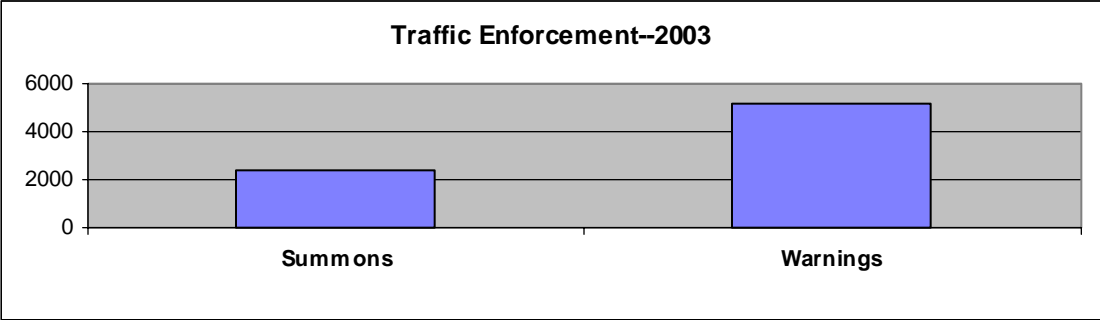


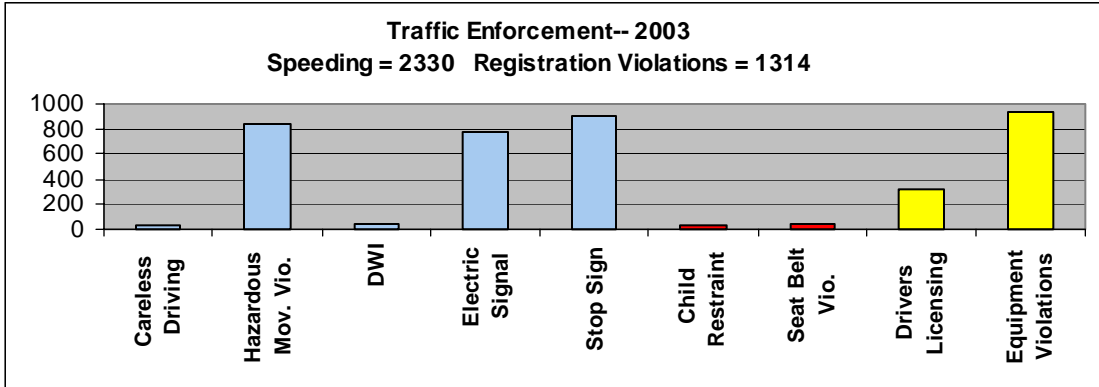
Intersection information continues on the next page:



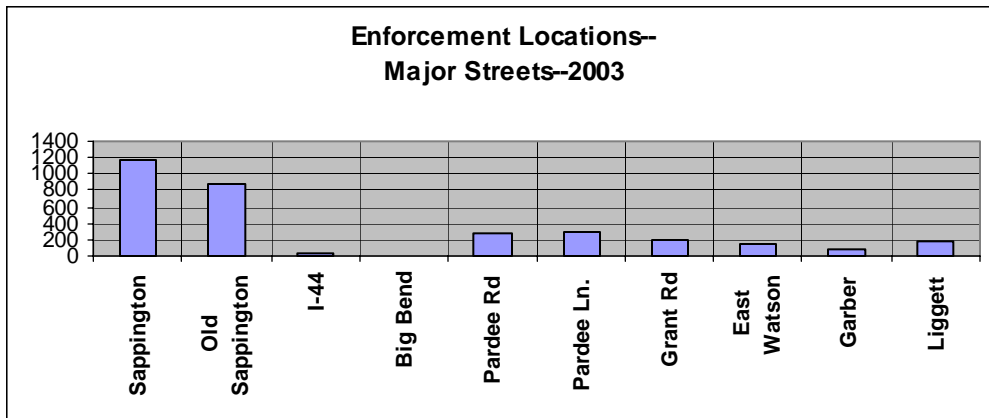
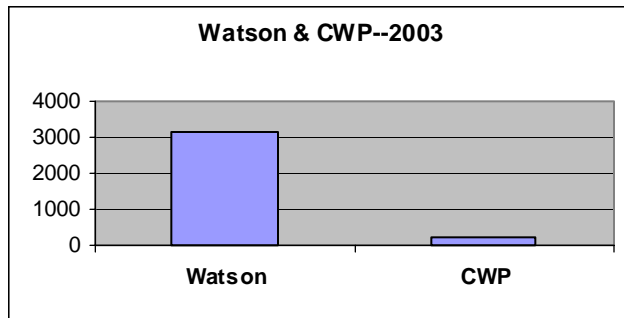
**Traffic Enforcement:**

There were a total of 7573 traffic enforcement actions taken in 2003. These enforcement actions were divided as follows:

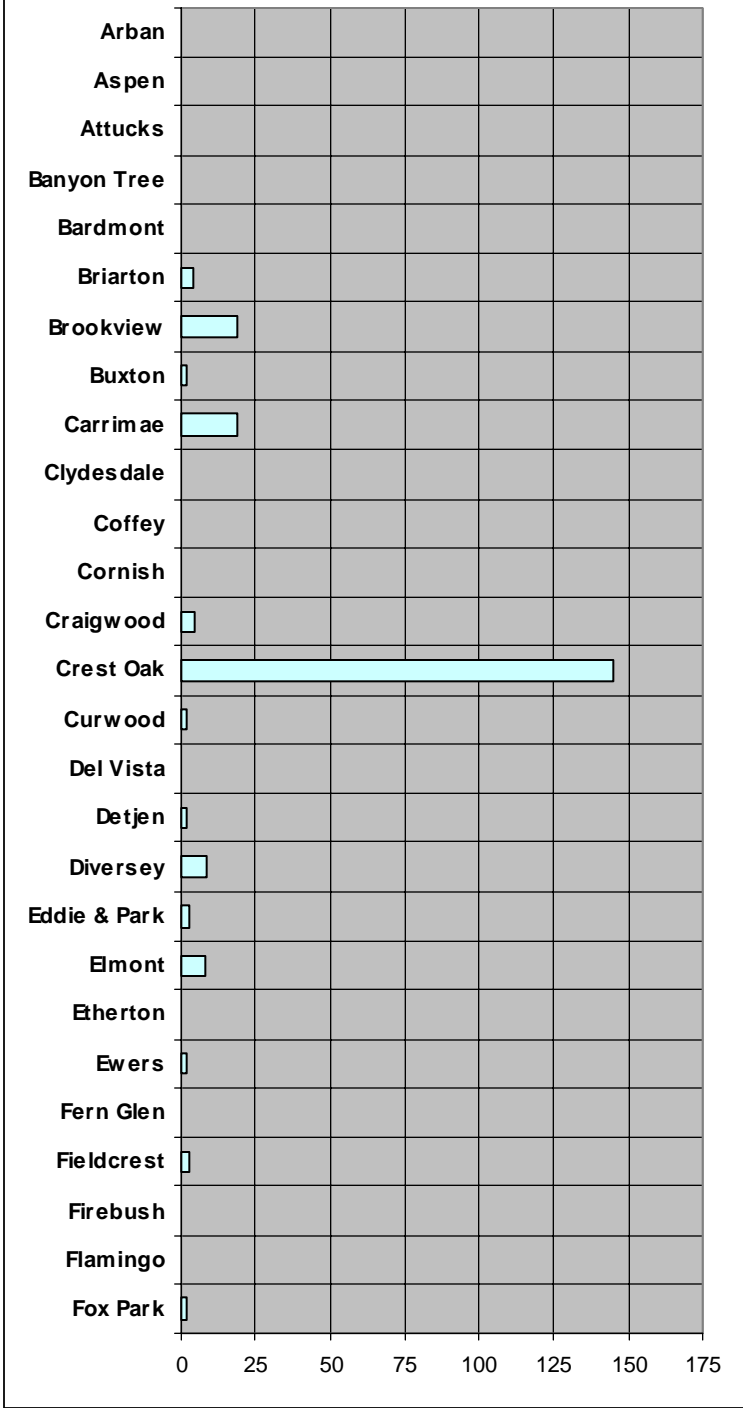





Traffic enforcement occurred on the following streets:



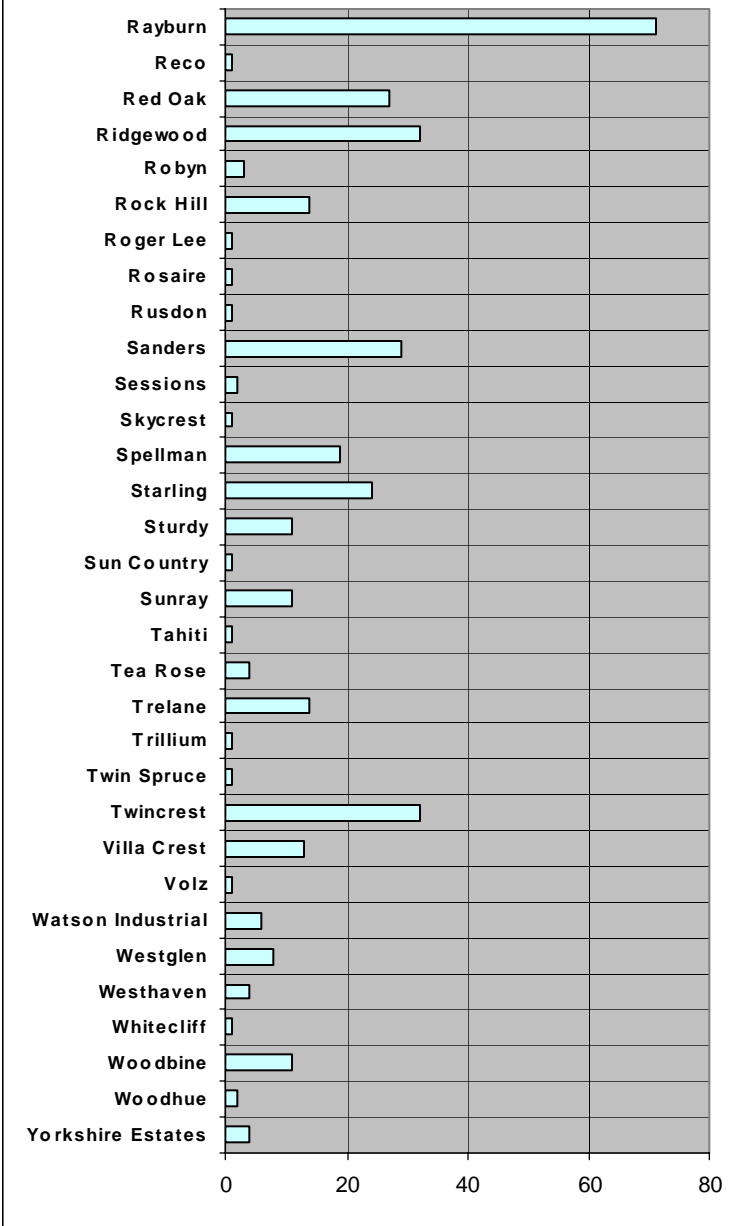
**Traffic Enforcement on Other Streets:  
A to F -- 2003**



**Traffic Enforcement on Other Streets:  
G to Q --2003**



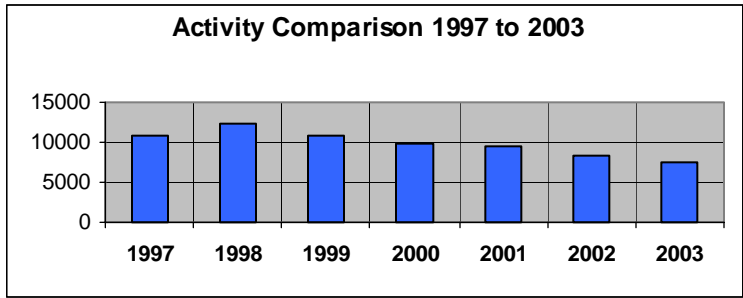
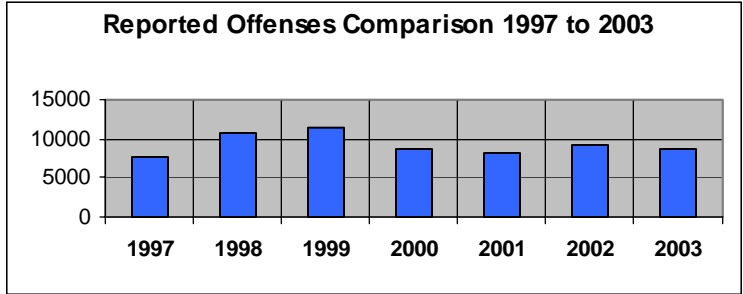
**Traffic Enforcement on Other Streets:  
R to Z --2003**



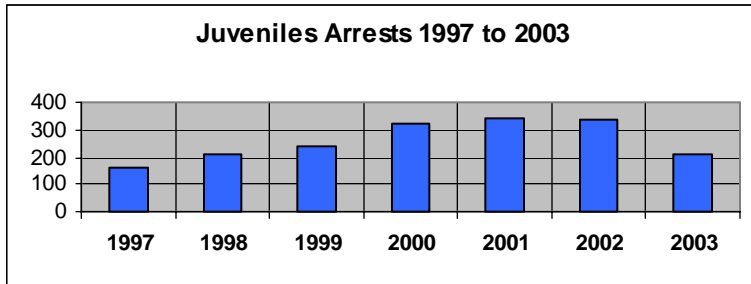
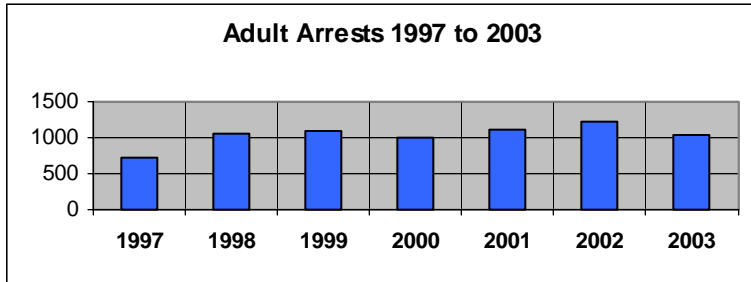
**Communications:**

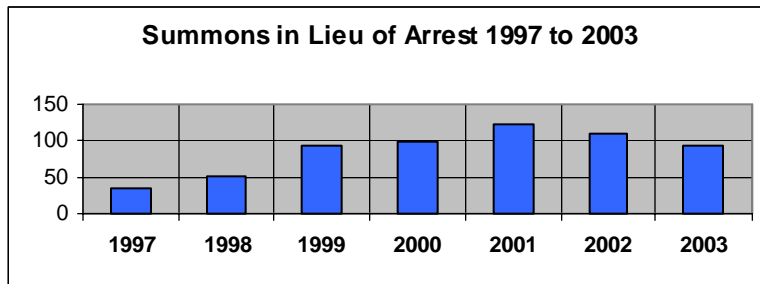
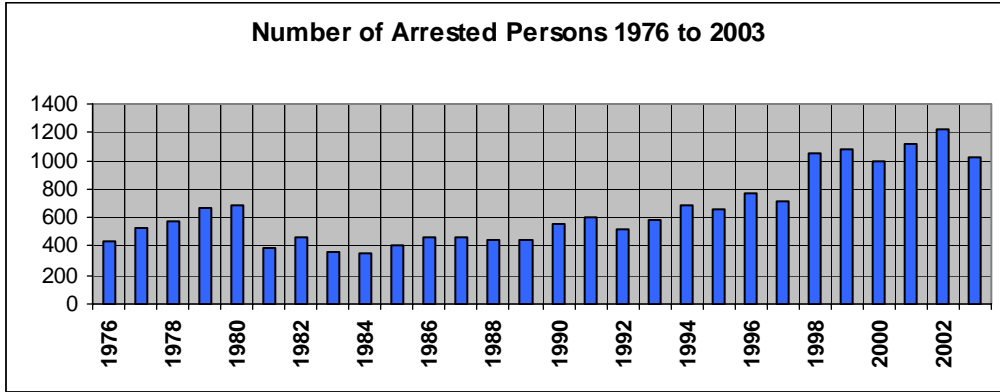
Communications handled over 63279 telephone contacts and 6028 9-1-1 calls in 2003. This is a daily average of 173 telephone contacts and seventeen 9-1-1 calls.

**Comparison from Year to Year:**

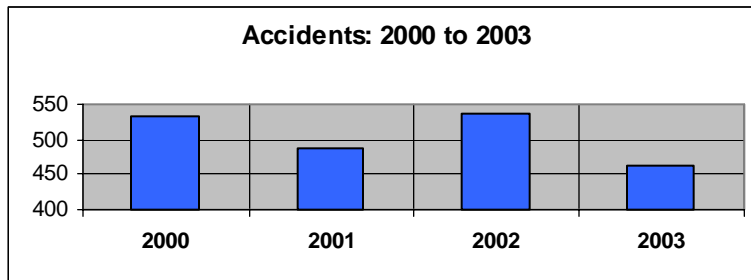


**Persons Arrested:**





Accidents:



Traffic Enforcement:

